

Sea-Doo Spark Stage Kits
All Models 2014 +



spark
spark TRIXX

2014 +

Stage 1
Stock 48 MPH @ 7,900 RPM
Stage 1 50 MPH @ 7,900 RPM

RS12130-IMUK	Intake Manifold Upgrade Kit
SK-CD-12/17	Solas Impeller



Stage 2
Stock 48 MPH @ 7,900 RPM
Stage 2 52 MPH @ 8,200 RPM

RS12130-IMUK	Intake Manifold Upgrade Kit
RS110NA-TL	Map tune (Licence only)
SK-CD-12/14	Solas Impeller



Stage 3
Stock 48 MPH @ 7,900 RPM
Stage 3 53 MPH @ 8,300 RPM

RS12130-IMUK	Intake Manifold Upgrade Kit
RS110NA-TL	Map tune (Licence only)
RS13130	Cold Air Intake
RS16130	Free Flow Exhaust Kit
SK-CD-12/14	Solas Impeller



The kit approach takes the guesswork out of finding the right combination of parts to achieve your performance goals. Riva's Performance Development Team has spent hundreds of hours testing combinations of parts on their in-house Dyno and on the water to maximize the performance and reliability of their kits.

Waterbox

Unique exhaust baffle design increases the low-end power and mid-range pull of your SPARK's 900cc engine. Delivers up to 5hp on modified engines along with significant torque gains. High-strength aluminium construction will survive backfires and meltdowns. Recommended for use with RIVA Free Flow Exhaust Kits or RIVA Rear Exhaust Kits.

RS16131 - 2014 +



Steering Kit Bundle

This bundle includes essential items to upgrade the steering system on your Sea-Doo Spark. Includes our race proven billet steering system along with precision machined aluminium housings for your IBR triggers and switches. Replaces the original plastic steering system and bulky OEM switches with bullet proof components and cutting edge styling.

RS20130-B-VTS - 2014 + (Not Trixx 3-Up)



Intake Manifold Up-Grade Kit

Our Intake Manifold Upgrade Kit enables your SPARK's engine to produce more horsepower by delivering increased air flow. Precision tapered billet sleeve directly replaces restrictive mesh element in intake tract. Provides improved low end punch and mid-range pull with quick & easy installation.

RS12130-IMUK - 2014 +



Cold Air Intake

Our Power Filter feeds your Spark's engine with a steady diet of cool air delivering greatly improved acceleration and power. Precision-formed intake duct channels cool air from original hull vents to air box. Cool air enters the system via an oversized K&N filter element. Installs quickly & easily with included instructions.

RS13130 - 2014 +




Deck Hardware Kit

Sturdy stainless steel washer kits directly replace the original weak plastic front & rear deck washers on Sea-Doo SPARK models which are prone to cracking and shearing under use. Provides an awesome cosmetic upgrade along with increased durability. Precision machined washers are electro-polished providing excellent fit and finish. A must for repeatedly removing & replacing your deck for regular maintenance & inspection.

RS4-130-WUK-1 (Main Deck) 2014 +

RS4-130-WUK-2 (Front & Rear Deck) 2014 +



Spark Handlebar Extender Set

RIVA Handlebar Extension Kits allow easy installation of aftermarket grips up to 130mm in length. Mounts securely to ends of original handlebars via machined locking feature.

Allows installation of popular ODI 130mm grips. Precision machined from billet aluminum.

Anodized to prevent corrosion. Sold as a pair. Grips sold separately.

Fits all 2016 and newer SPARK models.

RS24100-BES-1 Fits 2014 & 2015 Spark

RS24130-BES-1 Fits 2016 + Spark



<p>Pro Series Sponsons</p> <p>Our race proven Pro-Series Sponsons will dramatically improve the handling of your craft with their superior blade & backing plate design. Includes a bulletproof mounting system that features a solid backing plate and four anchor points with billet inserts in sponson fins. Sponson depth is adjustable to control the amount of influence they have on the craft</p> <p>RS26130 - 2014 +</p>	
<p>Top Loading Scoop Grate</p> <p>Our Top-Loader Intake grate for Spark features a unique wing design that eliminates prop spin and cavitation while delivering enhanced acceleration and top-speed. Deep side rails improve stability and handling. Durable black race coating protects from corrosion. IJSBA Race Legal.</p> <p>RS22130 - 2014 +</p>	
<p>Pump Seal Kit</p> <p>Dramatically reduces cavitation and prop spin on Sea-Doo Spark models. Location specific, moulded inserts fill the voids in intake grate shoe that can bleed air into pump causing cavitation. Allows for a positive seal for maximum performance. Recommended for modified craft using aftermarket RIVA Intake Grate. Includes detailed installation instructions.</p> <p>RS25130 - 2014 +</p>	
<p>Solas Impeller</p> <p>SK-CD-12/17 All Models Stock and Stage 1 SK-CD-12/14 All Models Stage 2 - 3</p>	
<p>Free Flow Exhaust Kit</p> <p>Replaces the restrictive sound suppression system located between the water box and hull exit on your 2 or 3 passenger Sea-Doo Spark. Improves engine performance by reducing back pressure and harmful detonation. Includes billet exhaust outlet that installs in original exit location, mandrel bent aluminium tubing, high-temp silicone couplers and complete installation instructions.</p> <p>RS16130 - 2014 +</p>	
<p>Rear Exhaust Kit</p> <p>Our rear exhaust kit delivers performance and cutting-edge style to your 2-seater Sea-Doo Spark. Allows for removal of restrictive sound suppression system located between water box and hull exit. Improves engine performance by reducing back pressure and restriction. Includes mandrel bent aluminium exhaust tube that is powder coated to prevent corrosion, large billet through-hull exhaust outlet, OEM exhaust outlet block-off and high-temp silicone couplers along with all necessary mounting hardware & installation instructions.</p> <p>RS15130 - 2014 + 2-Up Models Only</p>	
<p>ICL Levers</p> <p>Our billet lever set for Sea-Doo iControl models provides superior control and comfort along with cutting edge styling. Directly replaces the OEM plastic parts with high quality C-N-C machined throttle and brake levers. Features more responsive stainless steel return spring for a precision feel. Gunmetal grey anodized coating prevents corrosion.</p> <p>RS24090-ICL - 2014 + (Fits all 2-Up Models & Trixx 3-up 2018)</p>	

RXP X 300

2021 +

Stage 1

Stock (Int model) 72 MPH @ 8,000 RPM
Stage 1 75 MPH @ 8,000 RPM



RS13121-2	RXP 300 Power Filter Kit
RS11090-SCOM-19	Speed Control Override Module
RS19050-BCC-5	Catch Can/Engine Breather Kit

Stage 2

Stock (Int model) 72 MPH @ 8,000 RPM
Stage 2 80 MPH @ 8,300 RPM



As Stage 1 as well as the following parts:

RS110SC-TL	Map tune (licence only)
SX4-CD-13/15	Solas Impeller

Stage 3

Stock (Intl. Model) 72 MPH @ 8,000 RPM
Stage 3 83 MPH @ 8,500 RPM



As Stage 2 as well as the following parts:

VT1100-INJK	Bosch VT1100 Fuel Injector Kit
RS17140-135-1	300 XX-Charger
RS12140-IMUK	Intake Manifold Upgrade Kit
RS19050-SRU-1	Valve Retainer Upgrade Kit
RS16190	Free Flow Exhaust Kit

Stage 3+

Stock (Intl. Model) 72 MPH @ 8,000 RPM
Stage 3 PLUS 85 MPH @ 8,800 RPM



As Stage 3 as well as the following part:

RS19140-BCS	Racing Camshaft
-------------	-----------------

2020

Stage 1

Stock (Int model) 72 MPH @ 8,000 RPM
Stage 1 75 MPH @ 8,000 RPM



RS13140-3	RXP 300 Power Filter Kit
RS11090-SCOM-19	Speed Control Override Module
RS19050-BCC-5	Catch Can/Engine Breather Kit

Stage 2

Stock (Int model) 72 MPH @ 8,000 RPM
Stage 2 80 MPH @ 8,300 RPM



As Stage 1 as well as the following parts:

RS110SC-TL	Map tune (Licence only)
SXX-CD-13/18	Solas Impeller

Stage 3

Stock (Intl. Model) 72 MPH @ 8,000 RPM
Stage 3 83 MPH @ 8,500 RPM



As Stage 2 as well as the following parts:

VT1100-INJK	Bosch VT1100 Fuel Injector Kit
RS17140-135-1	300 XX-Charger
RS12140-IMUK	Intake Manifold Upgrade Kit
RS19050-SRU-1	Valve Retainer Upgrade Kit
RS16121	Free Flow Exhaust Kit

Stage 3+

Stock (Intl. Model) 72 MPH @ 8,000 RPM
Stage 3 PLUS 85 MPH @ 8,800 RPM



As Stage 3 as well as the following parts:

RS12050-RRFPR-08	Rising Rate Fuel Pressure Regulator Kit
RS1013-140	Open Loop Cooling Kit
RS19140-BCS	Racing Camshaft
RS19050-VTU	Valve Train Upgrade Kit



RXP X 300

2018 - 2019

Stage 1

Stock (Int model) 72 MPH @ 8,000 RPM
Stage 1 75 MPH @ 8,000 RPM



RS13140-3	RXP 300 Power Filter Kit
RS11090-SCOM-19	Speed Control Override Module
RS19050-BCC-5	Catch Can/Engine Breather Kit

Stage 2

Stock (Int model) 72 MPH @ 8,000 RPM
Stage 2 80 MPH @ 8,300 RPM



As Stage 1 as well as the following parts:

RS110SC-TL	Map tune (Licence only)
SXX-CD-13/18	Solas Impeller

Stage 3

Stock (Intl. Model) 72 MPH @ 8,000 RPM
Stage 3 83 MPH @ 8,500 RPM



As Stage 2 as well as the following parts:

RS17140-135-1	300 XX-Charger
RS12140-IMUK	Intake Manifold Upgrade Kit
RS19050-SRU-1	Valve Retainer Upgrade Kit
RS16140-1	Free Flow Exhaust Kit

Stage 3+

Stock (Intl. Model) 72 MPH @ 8,000 RPM
Stage 3 PLUS 85 MPH @ 8,800 RPM



As Stage 3 as well as the following parts:

RS12050-RRFPR-08	Rising Rate Fuel Pressure Regulator Kit
RS1013-140	Open Loop Cooling Kit
RS19140-BCS	Racing Camshaft
RS19050-VTU	Valve Train Upgrade Kit



PRO Series Waterbox

Our Pro-Series Waterbox delivers increased horsepower and performance by reducing exhaust restriction and back pressure. Developed on a flow bench, our waterbox features radiused exhaust tubes and end caps for optimum exhaust flow. Innovative short design allows easy servicing of supercharger without removal of exhaust system. High-strength aluminium construction & precision welds will survive backfires & overheating. Powder coated to prevent corrosion. Includes detailed installation instructions

RS16142 - 2020 +

RS16141 - 2016 - 2019



Catch Can / Engine Breather Kit

Our easy to install catch can/oil breather eliminates power-robbing crankcase fumes and oil vapour from your Sea-Doo engine's air intake. Increases horsepower by removing the engine's requirement to burn relatively non-combustible oil. Also improves intercooler efficiency by preventing oil sludge coating that lowers thermal efficiency. Excess oil vapour is routed to our translucent catch can where it condenses and collects for occasional draining via integrated petcock valve. Features anti-slosh tank foam to control oil movement. Kit includes breather filter and aluminium mounting bracket along with all necessary hardware & installation instructions.

RS19050-BCC-5 - 2016 +



Boost / Vacuum Port Adapter

This adapter allows easy installation of Blow-Off Valves, Fuel Pressure Regulators & Boost Gauges. Direct bolt-on design requires no drilling or modification of intake manifold. Includes one 1/8" and one 1/4" brass barbed fitting plus 'T' fitting for various boost & vacuum accessories.

RS12050-VPA - 2016 +



Gen 4 Power Cooler

Our 'GEN-4' Power Cooler is the ultimate intercooler for the Sea-Doo 300 engine! Huge cooler core delivers excellent thermal efficiency and minimal pressure drops. Perfect for use in high boost supercharged and turbo applications. Precision machined billet water tanks hold up to high pressure cooling systems that can cause original coolers to fail. This is a high performance replacement for all Sea-Doo 300 applications. NOTE: Requires installation of RIVA Free Flow or Rear Exhaust Kit.

RS1753-PC-1 - 2016 +



Intercooler Tubing Up Grade Kit

This kit significantly improves the performance & reliability of your intercooler system. This is an essential upgrade for all racing and recreational performance craft.

RS17190-TK - 2016 +



Intercooler Tubing Up-Grade Kit with TIAL 50mm Blow-Off Valve

Improves supercharger reliability and performance by relieving unwanted pressure during off-throttle operation. Reduces supercharger clutch & gear wear and eliminates heat soak in discharge tube. The body and all internal components are CNC-machined from 6061 aluminium alloy. It features a large 1.98 in (50.5mm) valve. The V-Band design aluminium mounting clamp gives a very clean and unique appearance.

RS17190-TK-TV - 2016 +



Exhaust Race Plate

Increases engine rpm (75-150rpm) resulting in more top speed (1-2mph) with correct tuning. The CNC machined T6 billet aluminum spacer installs seamlessly between exhaust manifold and cylinder head. Includes threaded ports for easy installation for EGT sensor in each exhaust port and Bosch O2 Sensor at exhaust outlet, eliminating the need for modifications to cast aluminum OEM exhaust manifold. Block-off fittings are supplied for use when sensors are not installed.

RS18050-ERP - All 4 Tec Engines



Sea-Doo RXP X 300
2016 +



<p>High Flow Billet Fuel Rail</p> <p>Our High Flow Billet Fuel Rail is an essential upgrade to your fuel system to support increased horsepower with supercharger or turbo modifications. Directly replaces restrictive factory fuel rail for improved fuel delivery and enhances the appearance of your engine bay.</p> <p>Also available in red or blue to order.</p> <p>RS12050-BFR - 2016 +</p>	
<p>Intake Manifold Girdle</p> <p>Sea-Doo 4-tec Intake manifold Girdle kit provides added strength to the Sea-Doo intake manifolds. The Bracket clamps around the side of the manifold easily without drilling or grinding of the stock manifold providing extra support to the join in the manifold that splits under higher boost pressures on skis with aftermarket superchargers or running higher rpm's.</p> <p>RS12050-IMG-1 - 2016 +</p>	
<p>Fuel Injector Top Hat Kit</p> <p>These injector top hats are required on Sea-Doo 230 and 300 models when using OEM or VT1100 fuel injectors with the RIVA High Flow Billet Fuel Rail.</p> <p>VT1100-THK - 2016 +</p>	
<p>Power Filter</p> <p>Our new Sea-Doo RXT, GTX 300 Power Filter feeds your supercharged engine a steady diet of cool air delivering greatly improved acceleration and rpm. Replaces restrictive stock air box with a high-volume, precision-formed intake duct that attaches to the supercharger via a large 4" adapter. Cool air enters the system via an over-sized K&N filter element. Simple installation & quick removal allow easy access for engine maintenance. Includes water-repellent pre-filter and detailed installation instructions.</p> <p>RS13121-2 - 2021 + RS13140-3 - 2016 - 2020</p>	
<p>Steering System Bundle</p> <p>The ultimate race proven steering system bundle for your 2019+ Sea-Doo RXP X 300! This kit includes our RIVA Sea-Doo 30" PRO-BAR handlebars, RIVA Sea-Doo RXP X 300 Control Housing Set, and the RIVA 2018+ RXP X 300 Steering System. Steering System is constructed of aircraft grade billet aluminium for maximum strength & rigidity.</p> <p>RS20190-B-1 - 2021 + RS20150-B-1 - 2018 - 2020</p>	
<p>Free Flow Exhaust Kit</p> <p>Replaces the restrictive sound suppression system located between the waterbox and hull exit on your watercraft. Improves engine performance by reducing back pressure and harmful detonation. Includes mandrel bent aluminium tubing that is powder coated to prevent corrosion, high-temp silicone replacement coupler and installation instructions.</p> <p>RS16190 - 2021 + RS16121 - 2020 RS16140-1 - 2016 - 2019</p>	
<p>Rear Exhaust Kit</p> <p>The amazing automotive design of our rear exhaust kit will make your ski stand out from the crowd! The kit delivers performance and cutting-edge style while allowing for removal of the restrictive sound suppression system located between water box and hull exit. Improves engine performance by reducing back pressure and restriction. Includes mandrel bent aluminium exhaust tube that is powder coated to prevent corrosion, large billet aluminium through-hull exhaust outlet, OEM exhaust outlet block-off and high quality silicone couplers along with all necessary mounting hardware & installation instructions.</p> <p>RS15190 - 2021 + - Rectangle Outlet RS15151 - 2020 - Round Outlet RS15150 - 2016 - 2019 - Round Outlet</p>	

Solas Impeller

This Solas 161mm 3-blade Concord Impeller increases low-end thrust and top-end speed on Sea-Doo 300 HP PWCs. Constructed of high strength stainless steel, Solas Impellers feature a polished hub and exclusive hub-end water seal for reduced cavitation.

SXX-CD-13/18 - 2016 +



Top Loader Intake Grate

Our Top-Loader Intake Grate delivers the ultimate in speed, hook up & strength. All new design features oversized top loader wing and optimized inlet ramp for closed course and offshore racing. Race bred design significantly reduces cavitation and provides superior handling along with unmatched durability in extreme conditions. Durable black race coating protects from corrosion.

RS22110 - 2016 - 2020



Pro Series Sponsons

Our race proven Pro-Series Sponsons deliver dramatically improved handling & straight line stability with superior fin & backing plate design. Features a cutting edge stepped surface for unmatched control. Bulletproof mounting system utilizes aluminium inserts for maximum strength. Fully adjustable five position fin to control the amount of influence they have on the craft. Easy bolt-on installation uses original mounting points.

RS26190 - 2021 +

RS26110-1 - 2012 - 2020



Speed Control Override Module

The RIVA Speed Control Override Module removes the restrictive GPS speed control function on Sea-Doo iControl models delivering significant increases in top speed with stock ECU. Easy to install module allows system to start in "Sport Mode" for maximum performance. "Touring Mode" can be manually selected after start up.

RS11090-SCOM-19 - 2018 +



Intake Manifold Up-Grade Kit

Our Sea-Doo Intake Manifold Upgrade Kit enables your engine to produce more horsepower through increased boost pressure (+1 lb). Supplied hole saw & cutting fixture allow easy removal of restrictive screen element from inside of intake manifold. Special o-ringed, billet block-off plug fills opening left after removal of screen element.

RS12140-IMUK - 2016 +



Billet iControl Levers

Our billet lever set for Sea-Doo iControl models provides superior control and comfort along with cutting edge styling. Directly replaces the OEM plastic parts with high quality C-N-C machined throttle and brake levers. Features more responsive stainless steel return spring for a precision feel. Gunmetal grey anodised coating prevents corrosion.

RS24090-ICL - 2016 - 2021




Valve Cover Heat Shield

Lowers air intake temperatures by shielding RIVA Power Filter ducting from radiant engine heat. The custom fit, self-adhesive, heat shield is constructed from aerospace materials for lightweight efficiency.

RS10140-VCHS - 2016 +



<div>Riva Sea-Doo 300 XX-Charger</div> <div> Our new XX-Charger for 300 engines delivers up to 17.5 psi of boost pressure producing arm wrenching acceleration and increased top speed. High performance billet impeller & 3mm spacer increase horsepower through superior impeller blade design and larger interior housing volume. Lightweight billet impeller features a sophisticated blade design that is precision balanced to deliver smooth operation. Impeller is 22 grams lighter than stock providing improved reliability of clutch and bearings. Spacer & impeller install quickly and easily onto stock supercharger base plate. IJSBA Limited Class legal. Requires modifications to fuel delivery system to match increased horsepower. Includes detailed installation instructions. </div> <div> <div>Applications & Performance Data:</div> <div> Impeller Weight: Stock: 190 grams - RIVA XX-Charger: 168 grams Sea-Doo 300 Models 12 PSI @ 8,000 RPM 15 PSI @ 8,400 RPM 17.5 PSI @ 8,700 RPM Requires Bosch VT100 Fuel Injector Kit (below) RS17140-135-1 </div> </div>	
<div>Bosch VT1100 Fuel Injector Kit</div> <div> High performance 1100cc fuel injector kit supplies modified Sea-Doo engines with the necessary amount of fuel to produce reliable horsepower. Must be used with reflashed or aftermarket racing ECU for correct Calibration. Requires Riva Sea-Doo 300 XX-Charger VT1100-INJK </div>	
<div>RIVA Handlebar Extensions</div> <div> Allow easy installation of popular ODI 130mm grips for added comfort & control. Mounts securely to ends of original handlebars via machined locking feature. RS24100-BES-1 - Fits all 4-TEC models except 16+ Spark & 18 + RXT/GTX RS24120-BES-1 Fits 2018 + RXT/GTX </div>	
<div>Dual Rear Exhaust Kit</div> <div> The kit delivers performance and cutting edge style while allowing for removal of the restrictive sound suppression system located between water box and hull exit. Improves engine performance by reducing back pressure and restriction. Includes mandrel bent aluminum exhaust tubes that are powder coated to prevent corrosion, large billet aluminum through hull exhaust outlets, OEM exhaust outlet block off and high quality silicone couplers along with all necessary mounting hardware & installation instructions. </div> <div> <ul style="list-style-type: none"> Improved exhaust tone & reduced back pressure for improved performance. Improved reliability of exhaust system through superior heavy duty components. Compatible on craft equipped with our single Rear Exhaust Kit. RS15190-D - 2021 + </div>	



RXT X 300

GTX LIMITED 300

2020 +

Stage 1

Stock (Int model) 72 MPH @ 8,000 RPM

Stage 1 76 MPH @ 8,000 RPM



RS13121-2	RXP 300 Power Filter Kit
RS11090-SCOM-19	Speed Control Override Module
RS19050-BCC-5	Catch Can/Engine Breather Kit

Stage 2

Stock (Int model) 72 MPH @ 8,000 RPM

Stage 2 81 MPH @ 8,300 RPM



As Stage 1 as well as the following parts:

SXX-CD-13/18	Solas Impeller
RS110SC-TL	Map tune (Licence only)

Stage 3

Stock (Intl. Model) 72 MPH @ 8,000 RPM

Stage 3 83 MPH @ 8,600 RPM



As Stage 2 as well as the following parts:

VT1100-INJK	Bosch VT1100 Fuel Injector Kit
RS12140-IMUK	Intake Manifold Upgrade Kit
RS17140-135-1	XX-Charger
RS19050-SRU-1	Valve Retainer Upgrade Kit
RS16121	Free Flow Exhaust Kit

Stage 3+

Stock (Intl. Model) 72 MPH @ 8,000 RPM

Stage 3 PLUS 85 MPH @ 8,800 RPM



As Stage 3 as well as the following parts:

RS19140-BCS	Racing Camshaft
RS19050-VTU	Valve Train Upgrade Kit

2018 - 2019

Stage 1

Stock (Int model) 72 MPH @ 8,000 RPM

Stage 1 76 MPH @ 8,000 RPM



RS13120-2	RXP 300 Power Filter Kit
RS11090-SCOM-19	Speed Control Override Module
RS19050-BCC-5	Catch Can/Engine Breather Kit

Stage 2

Stock (Int model) 72 MPH @ 8,000 RPM

Stage 2 81 MPH @ 8,300 RPM



As Stage 1 as well as the following parts:

SXX-CD-13/18	Solas Impeller
RS110SC-TL	Map tune (Licence only)

Stage 3

Stock (Intl. Model) 72 MPH @ 8,000 RPM

Stage 3 83 MPH @ 8,600 RPM



As Stage 2 as well as the following parts:

VT1100-INJK	Bosch VT1100 Fuel Injector Kit
RS12140-IMUK	Intake Manifold Upgrade Kit
RS17140-135-1	XX-Charger
RS19050-SRU-1	Valve Retainer Upgrade Kit
RS16120	Free Flow Exhaust Kit

Stage 3+

Stock (Intl. Model) 72 MPH @ 8,000 RPM

Stage 3 PLUS 85 MPH @ 8,800 RPM



As Stage 3 as well as the following parts:

RS19140-BCS	Racing Camshaft
RS19050-VTU	Valve Train Upgrade Kit

Catch Can / Engine Breather Kit

Our easy to install catch can/oil breather eliminates power-robbing crankcase fumes and oil vapour from your Sea-Doo engine's air intake. Increases horsepower by removing the engine's requirement to burn relatively non-combustible oil. Also improves intercooler efficiency by preventing oil sludge coating that lowers thermal efficiency. Excess oil vapour is routed to our translucent catch can where it condenses and collects for occasional draining via integrated petcock valve. Features anti-slosh tank foam to control oil movement. Kit includes breather filter and aluminium mounting bracket along with all necessary hardware & installation instructions.

RS19050-BCC-5 - 2016 +



Boost / Vacuum Port Adapter

This adapter allows easy installation of Blow-Off Valves, Fuel Pressure Regulators & Boost Gauges. Direct bolt-on design requires no drilling or modification of intake manifold. Includes one 1/8" and one 1/4" brass barbed fitting plus 'T' fitting for various boost & vacuum accessories.

RS12050-VPA - 2016 +



Gen 4 Power Cooler

Our 'GEN-4' Power Cooler is the ultimate intercooler for the Sea-Doo 300 engine! Huge cooler core delivers excellent thermal efficiency and minimal pressure drops. Perfect for use in high boost supercharged and turbo applications. Precision machined billet water tanks hold up to high pressure cooling systems that can cause original coolers to fail. This is a high performance replacement for all Sea-Doo 300 applications. NOTE: Requires installation of RIVA Free Flow or Rear Exhaust Kit.

RS1753-PC-1 - 2016 +



Intercooler Tubing Up Grade Kit

This kit significantly improves the performance & reliability of your intercooler system. This is an essential upgrade for all racing and recreational performance craft.

RS17190-TK - 2016 +



Intercooler Tubing Up-Grade Kit with TIAL 50mm Blow-Off Valve

Improves supercharger reliability and performance by relieving unwanted pressure during off-throttle operation. Reduces supercharger clutch & gear wear and eliminates heat soak in discharge tube. The body and all internal components are CNC-machined from 6061 aluminium alloy. It features a large 1.98 in (50.5mm) valve. The V-Band design aluminium mounting clamp gives a very clean and unique appearance.

RS17190-TK-TV - 2016 +



High Flow Billet Fuel Rail

Our High Flow Billet Fuel Rail is an essential upgrade to your fuel system to support increased horsepower with supercharger or turbo modifications. Directly replaces restrictive factory fuel rail for improved fuel delivery and enhances the appearance of your engine bay.

Also available in red or blue to order.

RS12050-BFR - 2016 - 2021



Power Filter

Our new Sea-Doo RXT, GTX 300 Power Filter feeds your supercharged engine a steady diet of cool air delivering greatly improved acceleration and rpm. Replaces restrictive stock air box with a high-volume, precision-formed intake duct that attaches to the supercharger via a large 4" adapter. Cool air enters the system via an over-sized K&N filter element. Simple installation & quick removal allow easy access for engine maintenance. Includes water-repellent pre-filter and detailed installation instructions.

RS13121-2 - 2020 +

RS13120-2 2018 - 2019

RS13140-2 2016 - 2017



<p>Intake Manifold Girdle Sea-Doo 4-tec Intake manifold Girdle kit provides added strength to the Sea-Doo intake manifolds. The Bracket clamps around the side of the manifold easily without drilling or grinding of the stock manifold providing extra support to the join in the manifold that splits under higher boost pressures on skis with aftermarket superchargers or running higher rpm's. RS12050-IMG-1 - 2016 +</p>	
<p>Fuel Injector Top Hat Kit These injector top hats are required on Sea-Doo 230 and 300 models when using OEM or VT1100 fuel injectors with the RIVA High Flow Billet Fuel Rail. VT100-THK - 2016 +</p>	
<p>Valve Cover Heat Shield Lowers air intake temperatures by shielding RIVA Power Filter ducting from radiant engine heat. The custom fit, self-adhesive, heat shield is constructed from aerospace materials for lightweight efficiency. RS10140-VCHS - 2016 +</p>	
<p>Pro Series Sponsons Our race proven Pro-Series Sponsons deliver dramatically improved handling & straight line stability with superior fin & backing plate design. Features a cutting edge stepped surface for unmatched control. Bulletproof mounting system utilizes aluminium inserts for maximum strength. Fully adjustable five position fin to control the amount of influence they have on the craft. Easy bolt-on installation uses original mounting points. RS26190 - 2018 + RS26110-1 - 2016 - 2017</p>	
<p>Steering System Bundle The ultimate race proven steering system bundle for your 2019+ Sea-Doo RXT, GTX! This kit includes our RIVA Sea-Doo 30" PRO-BAR handlebars, RIVA Sea-Doo RXT, GTX Control Housing Set, and the RIVA 2018+ RXT, GTX Steering System. Steering System is constructed of aircraft grade billet aluminium for maximum strength & rigidity. RS20120-B-1 - 2019 + RS20120-B - 2018</p>	
<p>Free Flow Exhaust Kit Replaces the restrictive sound suppression system located between the waterbox and hull exit on your watercraft. Improves engine performance by reducing back pressure and harmful detonation. Includes mandrel bent aluminium tubing that is powder coated to prevent corrosion, high-temp silicone replacement coupler and installation instructions. RS16121 - 2020 + RS16120 - 2018 - 2019 RS16140-1 - 2016 - 2017</p>	
<p>Rear Exhaust Kit The amazing automotive design of our rear exhaust kit will make your ski stand out from the crowd! The kit delivers performance and cutting-edge style while allowing for removal of the restrictive sound suppression system located between water box and hull exit. Improves engine performance by reducing back pressure and restriction. Includes mandrel bent aluminium exhaust tube that is powder coated to prevent corrosion, large billet aluminium through-hull exhaust outlet, OEM exhaust outlet block-off and high quality silicone couplers along with all necessary mounting hardware & installation instructions. RS15120-1- 2018 + - Square Outlet RS15140 - 2016 - 2017 - Round outlet</p>	

<p>Solas Impeller This Solas 161mm 3-blade Concord Impeller increases low-end thrust and top-end speed on Sea-Doo 300 HP PWCs. Constructed of high strength stainless steel, Solas Impellers feature a polished hub and exclusive hub-end water seal for reduced cavitation. SXX-CD-13/18 - 2016 +</p>	
<p>Top Loader Intake Grate Our Top-Loader Intake Grate delivers the ultimate in speed, hook up & strength. All new design features oversized top loader wing and optimized inlet ramp for closed course and offshore racing. Race bred design significantly reduces cavitation and provides superior handling along with unmatched durability in extreme conditions. Durable black race coating protects from corrosion. RS22120 - 2018 + RS22090 - 2016 - 2017</p>	
<p>Speed Control Override Module The RIVA Speed Control Override Module removes the restrictive GPS speed control function on Sea-Doo iControl models delivering significant increases in top speed with stock ECU. Easy to install module allows system to start in "Sport Mode" for maximum performance. "Touring Mode" can be manually selected after start up. RS11090-SCOM-19 - 2018 - 2021</p>	
<p>Intake Manifold Up-Grade Kit Our Sea-Doo Intake Manifold Upgrade Kit enables your engine to produce more horsepower through increased boost pressure (+1 lb). Supplied hole saw & cutting fixture allow easy removal of restrictive screen element from inside of intake manifold. Special o-ringed, billet block-off plug fills opening left after removal of screen element. RS12140-IMUK - 2016 +</p>	
<p>Billet iControl Levers Our billet lever set for Sea-Doo iControl models provides superior control and comfort along with cutting edge styling. Directly replaces the OEM plastic parts with high quality C-N-C machined throttle and brake levers. Features more responsive stainless steel return spring for a precision feel. Gunmetal grey anodized coating prevents corrosion. RS24090-ICL - 2016 +</p>	
<p>PRO Series Waterbox Our Pro-Series Waterbox delivers increased horsepower and performance by reducing exhaust restriction and back pressure. Developed on a flow bench, our waterbox features radiused exhaust tubes and end caps for optimum exhaust flow. Innovative short design allows easy servicing of supercharger without removal of exhaust system. High-strength aluminium construction & precision welds will survive backfires & overheating. Powder coated to prevent corrosion. Includes detailed installation instructions RS16142 - 2020 + RS16141 - 2016 - 2019</p>	
<p>Dual Rear Exhaust Kit Full details on page 9 <ul style="list-style-type: none"> • Improved exhaust tone & reduced back pressure for improved performance. • Improved reliability of exhaust system through superior heavy duty components. • Compatible on craft equipped with our single Rear Exhaust Kit. RS15120-D - 2018 +</p>	

GTX 230
GTR 230

2020 +	2017 - 2019																				
<div><div>Stage 1</div><div>Stock 64 MPH @ 8,000 RPM</div><div>Stage 1 70 MPH @ 8,300 RPM</div></div> <div></div> <table><tr><td>RS110SC-TL</td><td>Map tune (Licence only)</td></tr><tr><td>RS13171</td><td>230 Power Filter Kit</td></tr><tr><td>SRZ-CD-14/19A</td><td>Solas Impeller</td></tr><tr><td>003-499</td><td>Sea-Doo OEM Style Wear Ring</td></tr><tr><td>RS19050-BCC-5</td><td>Catch Can/Engine Breather Kit</td></tr></table>	RS110SC-TL	Map tune (Licence only)	RS13171	230 Power Filter Kit	SRZ-CD-14/19A	Solas Impeller	003-499	Sea-Doo OEM Style Wear Ring	RS19050-BCC-5	Catch Can/Engine Breather Kit	<div><div>Stage 1</div><div>Stock 67 MPH @ 8,000 RPM</div><div>Stage 1 72 MPH @ 8,400 RPM</div></div> <div></div> <table><tr><td>RS110SC-TL</td><td>Map tune (Licence only)</td></tr><tr><td>RS13111</td><td>Power Filter Kit</td></tr><tr><td>SRZ-CD-14/19A</td><td>Solas Impeller</td></tr><tr><td>003-499</td><td>Sea-Doo OEM Style Wear Ring</td></tr><tr><td>RS19050-BCC-5</td><td>Catch Can/Engine Breather Kit</td></tr></table>	RS110SC-TL	Map tune (Licence only)	RS13111	Power Filter Kit	SRZ-CD-14/19A	Solas Impeller	003-499	Sea-Doo OEM Style Wear Ring	RS19050-BCC-5	Catch Can/Engine Breather Kit
RS110SC-TL	Map tune (Licence only)																				
RS13171	230 Power Filter Kit																				
SRZ-CD-14/19A	Solas Impeller																				
003-499	Sea-Doo OEM Style Wear Ring																				
RS19050-BCC-5	Catch Can/Engine Breather Kit																				
RS110SC-TL	Map tune (Licence only)																				
RS13111	Power Filter Kit																				
SRZ-CD-14/19A	Solas Impeller																				
003-499	Sea-Doo OEM Style Wear Ring																				
RS19050-BCC-5	Catch Can/Engine Breather Kit																				
<div><div>Free Flow Exhaust Kit</div><div>Replaces the restrictive sound suppression system located between the waterbox and hull exit on your watercraft. Improves engine performance by reducing back pressure and harmful detonation. Includes mandrel bent aluminium tubing that is powder coated to prevent corrosion, high-temp silicone replacement coupler and installation instructions.</div><div>RS16121 - 2020 +</div><div>RS16160 - 2017 - 2019</div></div>																					
<div><div>Pro Series Sponsons</div><div>Our race proven Pro-Series Sponsons deliver dramatically improved handling & straight line stability with superior fin & backing plate design. Features a cutting edge stepped surface for unmatched control. Bulletproof mounting system utilizes aluminium inserts for maximum strength. Fully adjustable five position fin to control the amount of influence they have on the craft. Easy bolt-on installation uses original mounting points.</div><div>RS26180 - 2020 +</div><div>RS26050 - 2017 - 2019</div></div>																					
<div><div>Catch Can / Engine Breather Kit</div><div>Our easy to install catch can/oil breather eliminates power-robbing crankcase fumes and oil vapour from your Sea-Doo engine's air intake. Increases horsepower by removing the engine's requirement to burn relatively non-combustible oil. Also improves intercooler efficiency by preventing oil sludge coating that lowers thermal efficiency. Excess oil vapour is routed to our translucent catch can where it condenses and collects for occasional draining via integrated petcock valve. Features anti-slosh tank foam to control oil movement. Kit includes breather filter and aluminium mounting bracket along with all necessary hardware & installation instructions.</div><div>RS19050-BCC-5 - 2016 +</div></div>																					
<div><div>PRO Series Waterbox</div><div>Our Pro-Series Waterbox delivers increased horsepower and performance by reducing exhaust restriction and back pressure. Developed on a flow bench, our waterbox features radiused exhaust tubes and end caps for optimum exhaust flow. Innovative short design allows easy servicing of supercharger without removal of exhaust system. High-strength aluminium construction & precision welds will survive backfires & overheating. Powder coated to prevent corrosion. Includes detailed installation instructions.</div><div>RS16142 - 2020 +</div><div>RS16141 - 2017 - 2019</div></div>																					

Billet iControl Levers

Our billet lever set for Sea-Doo iControl models provides superior control and comfort along with cutting edge styling. Directly replaces the OEM plastic parts with high quality C-N-C machined throttle and brake levers. Features more responsive stainless steel return spring for a precision feel. Gunmetal grey anodized coating prevents corrosion.

RS24090-ICL - 2017 +



Intake Manifold Up-Grade Kit

Our Sea-Doo Intake Manifold Upgrade Kit enables your engine to produce more horsepower through increased boost pressure (+1 lb). Supplied hole saw & cutting fixture allow easy removal of restrictive screen element from inside of intake manifold. Special o-ringed, billet block-off plug fills opening left after removal of screen element.

RS12140-IMUK - 2017 +



Rear Exhaust Kit

Improves engine performance by reducing back pressure and restriction. Includes mandrel bent aluminum exhaust tube that is powder coated to prevent corrosion, large billet aluminum through-hull exhaust outlet, OEM exhaust outlet block-off and high quality silicone couplers along with all necessary mounting hardware & installation instructions.

Key Features: Cutting-edge automotive design & style, Improved exhaust tone. Reduced back pressure for improved performance. Improved reliability of exhaust system through superior heavy duty components.

RS15180-1 - 2020 +



Valve Cover Heat Shield

Lowers air intake temperatures by shielding RIVA Power Filter ducting from radiant engine heat. The custom fit, self-adhesive, heat shield is constructed from aerospace materials for lightweight efficiency.

RS10140-VCHS - 2020 +



Power Filter

Our new Sea-Doo RXT, GTX 300 Power Filter feeds your supercharged engine a steady diet of cool air delivering greatly improved acceleration and rpm. Replaces restrictive stock air box with a high-volume, precision-formed intake duct that attaches to the supercharger via a large 4" adapter. Cool air enters the system via an over-sized K&N filter element. Simple installation & quick removal allow easy access for engine maintenance. Includes water-repellent pre-filter and detailed installation instructions.

RS13171-1 - 2020 +

RS13111 - 2017 - 2019



Top Loader Intake Grate

Our Top-Loader Intake Grate delivers the ultimate in speed, hook up & strength. All new design features oversized top loader wing and optimized inlet ramp for closed course and offshore racing. Race bred design significantly reduces cavitation and provides superior handling along with unmatched durability in extreme conditions. Durable black race coating protects from corrosion.

RS22120 - 2018 +



Solas Impeller

Solas Concord Impellers increases low-end thrust and top-end speed. Constructed of high strength stainless steel, Solas Impellers feature a polished hub and exclusive hub-end water seal for reduced cavitation.

SX4-CD-11/16



GP1800R SVHO

2021 +

Stage 1

Stock 68 MPH @ 7,400 RPM

Stage 1 77 MPH @ 8,000 RPM



RY110SC-TL	Map Tune (Licence only)
RY19040-BCC	Catch Can/Engine Breather Kit

2019 - 2020

Stage 1

Stock 68 MPH @ 7,400 RPM

Stage 1 77 MPH @ 8,000 RPM



RY110SC-TL	Map Tune (Licence only)
RY19040-BCC	Catch Can/Engine Breather Kit

Stage 1+

Stock 68 MPH @ 7,400 RPM

Stage 1 PLUS 82 MPH @ 8,100 RPM



As Stage 1 as well as the following parts:

RY13160-1	Power Filter Kit
RY19040-12-EBUK-1	Engine Breather Upgrade Kit
RY10080-ECUK-1	Engine Cooling Upgrade Kit
YV-CD-13/18	Solas Impeller

Stage 1+

Stock 68 MPH @ 7,400 RPM

Stage 1 PLUS 82 MPH @ 8,100 RPM



As Stage 1 as well as the following parts:

RY13110	Power Filter Kit
RY19040-12-EBUK	Engine Breather Upgrade Kit
RY10080-ECUK-1	Engine Cooling Upgrade Kit
YV-CD-13/18	Solas Impeller

Stage 2

Stock 68 MPH @ 7,400 RPM

Stage 2 86 MPH @ 8,600 RPM



As Stage 1 Plus as well as the following parts:

RY17160-PC-TV	'GEN-3' Power Cooler
RY10081-ECUK-PC	Pro-Series Engine Cooling Kit
RY19040-SRU	Valve Retainer Upgrade Kit
RY16060	Free Flow Exhaust Kit
YV-CD-13/18	Solas Impeller
RY25110-1	'GEN-2' Pump Seal Kit
RY22110-1	'GEN-2' Top-Loader Intake Grate

Stage 2

Stock 68 MPH @ 7,400 RPM

Stage 2 86 MPH @ 8,600 RPM



As Stage 1 Plus as well as the following parts:

RY17160-PC-TV	'GEN-3' Power Cooler
RY10081-ECUK-PC	Pro-Series Engine Cooling Kit
RY19040-SRU	Valve Retainer Upgrade Kit
RY16060	Free Flow Exhaust Kit
YV-CD-13/18	Solas Impeller
RY25110-1	'GEN-2' Pump Seal Kit
RY22110-1	'GEN-2' Top-Loader Intake Grate

Stage 3

Stock 68 MPH @ 7,400 RPM

Stage 3 88 MPH @ 8,800 RPM



As Stage 2 as well as the following parts:

RY12040-I-KIT-100	Pro-Series 100lb Fuel Injector Kit
RY12040-BFR	High Flow Billet Fuel Rail
RY17080-SCI-R3	Supercharger Impeller
RY17040-UK-6S5-4	Supercharger Shaft Upgrade Kit

Stage 3

Stock 68 MPH @ 7,400 RPM

Stage 3 88 MPH @ 8,800 RPM



As Stage 2 as well as the following parts:

RY12040-I-KIT-100	Pro-Series 100lb Fuel Injector Kit
RY12040-BFR	High Flow Billet Fuel Rail
RY17080-SCI-R3	Supercharger Impeller
RY17040-UK-6S5-4	Supercharger Shaft Upgrade Kit

GP1800

2017 - 2018

Stage 1

Stock 68 MPH @ 7,400 RPM

Stage 1 77 MPH @ 8,000 RPM



RY110SC-TL	Map Tune (Licence only)
RY19040-BCC	Catch Can/Engine Breather Kit



Stage 1+

Stock 68 MPH @ 7,400 RPM

Stage 1 PLUS 82 MPH @ 8,100 RPM



As Stage 1 as well as the following parts:

RY13110	Power Filter Kit
RY19040-12-EBUK	Engine Breather Upgrade Kit
RY10080-ECUK-1	Engine Cooling Upgrade Kit
YV-CD-13/20	Solas Impeller
RY21160	Gen 2 Ride Plate



Stage 2

Stock 68 MPH @ 7,400 RPM

Stage 2 86 MPH @ 8,600 RPM



As Stage 1 Plus as well as the following parts:

RY17081-PC-TV	'GEN-3' Power Cooler
RY10081-ECUK-PC	Pro-Series Engine Cooling Kit
RY19040-SRU	Valve Retainer Upgrade Kit
RY16060	Free Flow Exhaust Kit
YV-CD-13/18	Solas Impeller
RY25110-1	'GEN-2' Pump Seal Kit
RY22110-1	'GEN-2' Top-Loader Intake Grate



Stage 3

Stock 68 MPH @ 7,400 RPM

Stage 3 88 MPH @ 8,800 RPM



As Stage 2 as well as the following parts:

RY12040-I-KIT-100	Pro-Series 100lb Fuel Injector Kit
RY12040-BFR	High Flow Billet Fuel Rail
RY17080-SCI-R3	Supercharger Impeller
RY17040-UK-6S5-4	Supercharger Shaft Upgrade Kit

<p>Waterbox Delivers up to 15hp on modified craft. Machined hose flanges for reliable coupler retention. Radiused exhaust tubes & end caps. Powdercoated to prevent corrosion. RY16041 - 2017 +</p>	
<p>Performance Power Filter Kit Replaces restrictive stock air box with a high-volume, precision-formed intake duct that attaches to the supercharger via a large 4" adapter. Cool air enters the system via an oversized K&N filter element. RY13160-1 - 2019 + - GP1800R RY13110 - 2017 - 2018 GP1800</p>	
<p>Free Flow Exhaust Kit Replaces the restrictive sound suppression system located between the water box and hull exit on your watercraft improving engine performance by reducing back pressure and harmful detonation. Made from mandrel bent aluminium tubing, bead rolled on the ends to secure couplers, and powder coated to prevent corrosion. Includes high temp silicone replacement coupler and installation instructions. RY16060 - 2017 +</p>	
<p>Rear Exhaust Kit Improves engine performance by reducing back pressure and restriction. Includes mandrel bent aluminium exhaust tube that is powder coated to prevent corrosion, large billet through-hull exhaust outlet, billet OEM exhaust outlet block-off and high-temp silicone couplers along with all necessary mounting hardware & installation instructions. Also available in red or blue to order. RY15061 - 2017 +</p>	
<p>Blow Off Valve Our Performance Blow-off Valve Kit improves supercharger reliability and performance by relieving unwanted pressure during off-throttle operation. Reduces supercharger clutch & gear wear and eliminates heat soak in discharge tube. High-strength silicone hose with integrated HKS valve installs easily in place of OEM elbow joint. Includes high quality HKS Super SQV (Super Sequential Blow-off Valve) that features unique sequential valve structure and a differential pressure control system, allowing for a broad operation boost range. RY17040-BV - 2017 +</p>	
<p>Engine Breather Up-Grade Kit Easy to install. Increases horsepower by removing the engine's requirement to burn relatively non-combustible oil. In forced induction applications intercooler efficiency is improved by preventing the oil sludge coating that lowers thermal efficiency. RY19040-12-EBUK-1 - 2017 +</p>	
<p>Intake Manifold Up-Grade Kit Our Intake Manifold Upgrade Kit enables your SVHO engine to produce more horsepower by delivering increased air flow and boost pressure (+1lb). Provides improved low end punch and mid-range pull with improved reliability. RY12080-IMUK - 2018 + - GP1800R RY12040-IMUK - 2017 - GP1800</p>	
<p>Engine Cooling Up-Grade Kit This simple kit improves water flow to Yamaha SVHO engine and intercooler for improved performance & reliability. Greatly reduces loss of power due to "heat fade" on stock and Stage 1 modified craft. Includes tools necessary to enlarge restrictive water passages in original plastic water fittings along with all necessary hardware and detailed installation instructions. RY10080-ECUK-1 - 2017 +</p>	

Super Charger Impeller

Designed to deliver more horsepower and torque throughout the RPM range resulting in excellent acceleration and top speed. Installs easily into stock supercharger housing with no modifications required. Includes detailed installation instructions. Produces 17psi @ 8,500rpm.

RY17080-SCI-R3 - 2017 +



High Flow Billet Fuel Rail

The RIVA Yamaha 1.8L High Flow Billet Fuel Rail is an essential upgrade to your fuel system to support increased horsepower from supercharger or turbo modifications. Directly replaces factory fuel rail for improved fuel delivery and enhances the appearance of your engine bay.

RY12040-BFR - 2017 +



Steering System

Introducing the ultimate race bred steering system. Design features billet aluminium construction for maximum strength & rigidity. Directly replaces bulky OEM system with a stronger & lighter unit. Requires Moto X Style handlebars RY204.

RY20160 - 2021 +

RY20110 - 2017 - 2020



Gen 2 Ride Plate

Our all new 'GEN-2' GP1800 Ride Plate delivers the perfect balance of increased top speed and improved handling in a variety of water conditions. Race bred design features deep centre skeg and channels for excellent traction in turns with improved straight line stability. Extended length and trim angle provide quicker planing and improved acceleration. Includes speedo sensor block-off for 2021 models.

RY21160 - 2017 +



Gen 2 Top Loading Scoop Grate

Features a much larger opening to allow more water into the pump area for better performance with no top speed loss. All new 'GEN-2' design features oversized top-loader wing and optimized inlet ramp for closed course and offshore racing.

RY22110-1 - 2017 +



Gen 2 Pump Seal Kit

Dramatically reduce cavitation and prop spin with this to install Pump Seal Kit. Location specific, moulded inserts fill the voids in pump inlet shoe that bleed air into pump causing cavitation. Recommended when using RIVA 'GEN-2' Top-Loader Intake Grate (part# RY22110-1).

RY25110-1 - 2017 +



Pro Series Sponsons

Our race proven Pro-Series Sponsons deliver dramatically improved handling & straight line stability with superior fin & backing plate design. Fully adjustable three position fin to control the amount of influence they have on the craft. Easy bolt-on installation uses original mounting points.

RY26120 - 2017 +



Solas Impeller

The new Solas Concord YV-CD-13/20 & YV-CD-13/18 blows away the performance of your stock impeller! Large blade area and superior hub design deliver increased acceleration and top speed.

YV-CD-13/20 Stock & Stage 1 - 2017 +

YV-CD-13/18 Stage 1+, Stage 2 & Stage 3



Catch can/engine breather kit

Our easy to install kit eliminates power-robbing crankcase fumes and oil vapor from entering your Yamaha engine's air intake. Increases horsepower by removing the engine's requirement to burn relatively non-combustible oil. Excess oil vapor is routed to our translucent catch can where it condenses and collects for occasional draining via integrated petcock valve.

RY19040-BCC



FX SVHO

2020 +

Stage 1

Stock 68 MPH @ 7,700 RPM

Stage 1 75 MPH @ 8,300 RPM



RY110SC-TL	Map Tune (Licence only)
RY21120	Performance Ride Plate
RY19040-BCC	Catch Can/Engine Breather Kit

2019

Stage 1

Stock 68 MPH @ 7,700 RPM

Stage 1 75 MPH @ 8,300 RPM



RY110SC-TL	Map Tune (Licence only)
RY21120	FX Performance Ride Plate
RY19040-BCC	Catch Can/Engine Breather Kit

Stage 1+

Stock 68 MPH @ 7,700 RPM

Stage 1 PLUS 80 MPH @ 8,300 RPM



As Stage 1 as well as the following parts:

RY13120-2	Power Filter Kit
RY19040-12-EBUK-1	1.8L Engine Breather Upgrade Kit
RY10080-ECUK-1	Cooling Upgrade Kit
YV-CD-13/18	Solas Impeller
RY26120	Pro-Series Sponsons

Stage 1+

Stock 68 MPH @ 7,700 RPM

Stage 1 PLUS 80 MPH @ 8,300 RPM



As Stage 1 as well as the following parts:

RY13120-2	Power Filter Kit
RY19040-12-EBUK-1	1.8L Engine Breather Upgrade Kit
RY10080-ECUK-1	Cooling Upgrade Kit
YV-CD-13/18	Solas Impeller
RY26120	Pro-Series Sponsons

Stage 2

Stock 68 MPH @ 7,700 RPM

Stage 2 83 MPH @ 8,800 RPM



As Stage 1 Plus as well as the following parts:

RY17081-PC-TV	'GEN-3' Yamaha Power Cooler
RY10081-ECUK-PC	Pro-Series Engine Cooling Upgrade Kit
RY16070	Free Flow Exhaust Kit
RY19040-SRU	Valve Retainer Upgrade Kit
RY25070	Pump Seal Kit
RY22070	Top-Loader Intake Grate

Stage 2

Stock 68 MPH @ 7,700 RPM

Stage 2 83 MPH @ 8,800 RPM



As Stage 1 Plus as well as the following parts:

RY17081-PC-TV	'GEN-3' Yamaha Power Cooler
RY10080-ECUK-PC-2	Pro-Series Engine Cooling Upgrade Kit
RY16070	Free Flow Exhaust Kit
RY19040-SRU	Valve Retainer Upgrade Kit
RY25070	Pump Seal Kit
RY22070	Top-Loader Intake Grate

Stage 3

Stock 68 MPH @ 7,700 RPM

Stage 3 85 MPH @ 8,900 RPM



As Stage 2 as well as the following parts:

RY12040-I-KIT-100	Pro-Series 100lb Fuel Injector Kit
RY12040-BFR	1.8L High Flow Billet Fuel Rail
RY17080-SCI-R3	Supercharger Impeller
RY17040-UK-6S5-4	Supercharger Shaft Upgrade Kit

Stage 3

Stock 68 MPH @ 7,700 RPM

Stage 3 85 MPH @ 8,900 RPM



As Stage 2 as well as the following parts:

RY12040-I-KIT-100	Pro-Series 100lb Fuel Injector Kit
RY12040-BFR	1.8L High Flow Billet Fuel Rail
RY17080-SCI-R3	Supercharger Impeller
RY17040-UK-6S5-4	Supercharger Shaft Upgrade Kit
RY10080-ECUK-PC-2	Pro-Series Engine Cooling Upgrade Kit

FX SVHO

2018

Stage 1

Stock 68 MPH @ 7,500 RPM

Stage 1 72~73 MPH @ 7,800 RPM



RY110SC-TL	Map Tune (Licence only)
RY19040-BCC	Catch Can/Engine Breather Kit

Stage 1+

Stock 68 MPH @ 7,800 RPM

Stage 1 PLUS 76 MPH @ 8,000 RPM



As Stage 1 as well as the following parts:

RY13070-1	Power Filter Kit
RY19040-12-EBUK-1	1.8L Engine Breather Upgrade Kit
RY10080-ECUK-1	Cooling Upgrade Kit
YV-CD-13/20	Solas Impeller

Stage 2

Stock 68 MPH @ 7,500 RPM

Stage 2 81 MPH @ 8,400 RPM



As Stage 1+ as well as the following parts:

RY16070	Free Flow Exhaust Kit
RY17081-PC-TV	'GEN-3' Yamaha Power Cooler
RY25070	Pump Seal Kit for RY22070, FX 2012 +
RY19040-SRU	Valve Retainer Upgrade Kit

Stage 3

Stock 68 MPH @ 7,500 RPM

Stage 3 85 MPH @ 8,500 RPM



As Stage 2 as well as the following parts:

RY12040-I-KIT-100	Pro-Series 100lb Fuel Injector Kit
RY12040-BFR	1.8L High Flow Billet Fuel Rail
RY17080-SCI-R3	R3 Supercharger Impeller
RY17040-UK-6S5-4	Supercharger Shaft Upgrade Kit
RY11740-MS-3-11	3 Bar Map Sensor Kit
RY16040	Pro-Series Waterbox
RY15070	Rear Exhaust Kit

2014 - 2017

Stage 1

Stock 68 MPH @ 7,500 RPM

Stage 1 72~73 MPH @ 7,800 RPM



RY110SC-TL	Map Tune (Licence only)
RY19040-BCC	Catch Can/Engine Breather Kit

Stage 1+

Stock 68 MPH @ 7,800 RPM

Stage 1 PLUS 76 MPH @ 8,000 RPM



As Stage 1 as well as the following parts:

RY13070-1	Power Filter Kit
RY10080-ECUK-1	Cooling Upgrade Kit
YV-CD-13/20	Solas Impeller

Stage 2

Stock 68 MPH @ 7,500 RPM

Stage 2 81 MPH @ 8,400 RPM



As Stage 1 Plus as well as the following parts:

RY17081-PC-TV	'GEN-3' Yamaha Power Cooler
RY10080-ECUK-PC-2	Pro-Series Engine Cooling Upgrade Kit
RY19040-SRU	Valve Retainer Upgrade Kit
RY12040-IMUK	Intake Manifold Upgrade Kit
RY25070	Pump Seal Kit
RY22070	Top-Loader Intake Grate
RY16070	Free Flow Exhaust Kit

Stage 3









Stock 68 MPH @ 7,500 RPM

Stage 3 85 MPH @ 8,500 RPM



As Stage 2 as well as the following parts:

RY12040-I-KIT-100	'Pro-Series 100lb Fuel Injector Kit
RY12040-BFR	1.8L High Flow Billet Fuel Rail
RY17080-SCI-R3	R3 Supercharger Impeller
RY17040-UK-6S5-4	Supercharger Shaft Upgrade Kit
RY19040-VTU-2	Valve Train Upgrade Kit, 1.8L
RY16041	Pro-Series Waterbox
RY15070	Rear Exhaust Kit

<p>Intake Manifold Up-Grade Kit Our Intake Manifold Upgrade Kit enables your SVHO engine to produce more horsepower by delivering increased air flow and boost pressure (+1lb). Provides improved low end punch and mid-range pull with improved reliability. RY12080-IMUK - 2018 + RY12040-IMUK - 2014 - 2017</p>	
<p>Super Charger Impeller Designed to deliver more horsepower and torque throughout the RPM range resulting in excellent acceleration and top speed. Installs easily into stock supercharger housing with no modifications required. Includes detailed installation instructions. Produces 17psi @ 8,500rpm. RY17080-SCI-R3 - 2014 +</p>	
<p>High Flow Billet Fuel Rail The RIVA Yamaha 1.8L High Flow Billet Fuel Rail is an essential upgrade to your fuel system to support increased horsepower from supercharger or turbo modifications. Precision machined billet aluminium rail features a unique bracket system that adapts to a variety of injector sizes & lengths. Also available in red or blue to order. RY12040-BFR - 2014 +</p>	
<p>Steering System Introducing the ultimate race bred steering system. Design features billet aluminium construction for maximum strength & rigidity. Directly replaces bulky OEM system with a stronger & lighter unit. Delivers a precision feel and the confidence to push your craft to the limit with improved dependability and comfort. Requires Moto X Style handlebars RY204. RY20120 - 2015 - 2021</p>	
<p>Pro Series Ride Plate Our all new Pro Series Ride Plate delivers the perfect balance of increased top speed and improved handling in a variety of water conditions. Race bred design features deep centre skeg and channels for excellent traction in turns with improved straight line stability. Extended length and trim angle provide quicker planing and improved acceleration. Includes speedo sensor block-off for 2021 models. RY21120 - 2019 +</p>	
<p>Pro Series Top Loading Scoop Grate Features a much larger opening to allow more water into the pump area for better performance with no top speed loss. All new 'GEN-2' design features oversized top-loader wing and optimized inlet ramp for closed course and offshore racing. Bulletproof stainless steel construction makes this grate virtually indestructible and eliminates the need for additional restrictive support bars. RY22070 - 2014 +</p>	
<p>Pro Series Pump Seal Kit Dramatically reduce cavitation and prop spin with this to install Pump Seal Kit. Location specific, moulded inserts fill the voids in pump inlet shoe that bleed air into pump causing cavitation. Recommended when using RIVA Top-Loader Intake Grate (part# RY22070). RY25070 - 2014 +</p>	
<p>Pro Series Sponsons Our race proven Pro-Series Sponsons deliver dramatically improved handling & straight line stability with superior fin & backing plate design. Features a cutting edge stepped surface for unmatched control. Bulletproof mounting system utilizes aluminium inserts for maximum strength. Fully adjustable three position fin to control the amount of influence they have on the craft. Easy bolt-on installation uses original mounting points. RY26120 - 2019 + RY26070 - 2014 - 2018</p>	

<p>Waterbox Delivers up to 15hp on modified craft. Machined hose flanges for reliable coupler retention. Radiused exhaust tubes & end caps. Powdercoated to prevent corrosion.. RY16041 - 2014 +</p>	
<p>Performance Power Filter Kit Replaces restrictive stock air box with a high-volume, precision-formed intake duct that attaches to the supercharger via a large 4" adapter. Cool air enters the system via an oversized K&N filter element. RY13120-2 - 2019 + RY13070-1 - 2014 - 2018</p>	
<p>Free Flow Exhaust Kit Replaces the restrictive sound suppression system located between the water box and hull exit on your watercraft improving engine performance by reducing back pressure and harmful detonation. Made from mandrel bent aluminium tubing, bead rolled on the ends to secure couplers, and powder coated to prevent corrosion. RY16070 2014 +</p>	
<p>Rear Exhaust Kit Improves engine performance by reducing back pressure and restriction. Includes mandrel bent aluminium exhaust tube that is powder coated to prevent corrosion, large billet through-hull exhaust outlet. Also available in red or blue to order. RY15120 - 2019 + RY15070 - 2014 - 2018</p>	
<p>Blow Off Valve Our Performance Blow-off Valve Kit improves supercharger reliability and performance by relieving unwanted pressure during off-throttle operation. Reduces supercharger clutch & gear wear and eliminates heat soak in discharge tube. High-strength silicone hose with integrated HKS valve installs easily in place of OEM elbow joint. RY17040-BV - 2014 +</p>	
<p>Engine Breather Up-Grade Kit Easy to install. Increases horsepower by removing the engine's requirement to burn relatively non-combustible oil. In forced induction applications intercooler efficiency is improved by preventing the oil sludge coating that lowers thermal efficiency.. RY19040-12-EBUK-1 - 2014 +</p>	
<p>Engine Cooling Up-Grade Kit This simple kit improves water flow to Yamaha SVHO engine and intercooler for improved performance & reliability. Greatly reduces loss of power due to "heat fade" on stock and Stage 1 modified craft. RY10080-ECUK-1 - 2014 +</p>	
<p>Solas Impeller Large blade area and superior hub design deliver increased acceleration and top speed. YV-CD-13/20 YV-CD-12/18 - For use with Stage Kits & Re-Mapping</p>	
<p>Catch can/engine breather kit Our easy to install kit eliminates power-robbing crankcase fumes and oil vapor from entering your Yamaha engine's air intake. Increases horsepower by removing the engine's requirement to burn relatively non-combustible oil. Excess oil vapor is routed to our translucent catch can where it condenses and collects for occasional draining via integrated petcock valve. Features anti-slosh tank foam to control oil movement. RY19040-BCC</p>	



2020 +

2015 - 2017

Stage 1

Stock 63 MPH @ 7,500 RPM

Stage 1 68 MPH @ 8,300 RPM



RY110SC-TL	Map tuner (Licence only)
RY13062-2	Power Filter Kit
YS-CD-11/15	Solas Impeller
RY19040-BCC	Catch Can/Engine Breather Kit

2018

Stage 1

Stock 63 MPH @ 7,500 RPM

Stage 1 68 MPH @ 8,300 RPM



RY110SC-TL	Map tuner (Licence only)
RY13062-2	Power Filter Kit
YS-CD-11/15	Concord Impeller
RY21160	Ride Plate
RY19040-BCC	Catch Can/Engine Breather Kit

Performance Power Filter Kit

Our Power Filter feeds your supercharged engine a steady diet of cool air delivering greatly improved acceleration and rpm. Replaces restrictive stock air box with a high-volume, precision-formed intake duct that attaches to the supercharger via a large 4" adapter. Cool air enters the system via an oversized K&N filter element.

RY13062-2 - 2015 +



Pro Series Ride Plate

Our all new Pro Series Ride Plate delivers the perfect balance of increased top speed and improved handling in a variety of water conditions. Race bred design features deep centre skeg and channels for excellent traction in turns with improved straight line stability. Extended length and trim angle provide quicker planing and improved acceleration. Includes speedo sensor block-off for 2021 + models.

RY21160 - 2015 +









Pro Series Sponsons

Our race proven Pro-Series Sponsons deliver dramatically improved handling & straight line stability with superior fin & backing plate design. Bulletproof mounting system utilizes aluminium inserts for maximum strength. Fully adjustable three position fin to control the amount of influence they have on the craft. Easy bolt-on installation uses original mounting points..


RY26120 - 2015 +



<p>Waterbox Developed on our Dyno and tested extensively on the water, this waterbox features radiused exhaust tubes and end caps for optimum exhaust flow. Unique exhaust baffle will increase the low-end power and mid-range pull of your Yamaha watercraft. Delivers up to 15hp on modified engines along with significant torque gains. High-strength aluminium construction will survive backfires and meltdowns. RY16041 2015 - 2021 VXR, VXS HO (only)</p>	
<p>Free Flow Exhaust Kit Replaces the restrictive sound suppression system located between the water box and hull exit on your watercraft improving engine performance by reducing back pressure and harmful detonation. Made from mandrel bent aluminium tubing, bead rolled on the ends to secure couplers, and powder coated to prevent corrosion. Includes high temp silicone replacement coupler and installation instructions. RY16060 2015 +</p>	
<p>Rear Exhaust Kit Our rear exhaust kit for the Yamaha HO delivers performance and cutting-edge style. Allows for removal of restrictive sound suppression system located between water box and hull exit. Improves engine performance by reducing back pressure and restriction. Includes mandrel bent aluminium exhaust tube that is powder coated to prevent corrosion, large billet through-hull exhaust outlet, billet OEM exhaust outlet block-off and high-temp silicone couplers along with all necessary mounting hardware & installation instructions. Also available in red or blue to order. RY15061 - 2015 +</p>	
<p>Intake Manifold Up-Grade Kit Our Intake Manifold Upgrade Kit enables your HO engine to produce more horsepower by delivering increased air flow and boost pressure (+1lb). Precision machined billet sleeve directly replaces restrictive mesh element that is prone to becoming dislodged in OEM plastic intake manifold. Provides improved low end punch and mid-range pull with improved reliability. RY12040-IMUK - 2015 +</p>	
<p>Steering System Introducing the ultimate race bred steering system. Design features billet aluminium construction for maximum strength & rigidity. Directly replaces bulky OEM system with a stronger & lighter unit. Delivers a precision feel and the confidence to push your craft to the limit with improved dependability and comfort. Requires Moto X Style handlebars RY204. RY20110 - 2015 - 2020 VXR, VXS</p>	
<p>Solas Impeller The new Solas Concord YS-CD-13/19 blows away the performance of your stock impeller! Large blade area and superior hub design deliver increased acceleration and top speed. YS-CD-13/19 2015 + Stock YS-CD-11/15 2015 + Stage 1</p>	

JETBLASTER


Jetblaster 2022 +

Stage 1 Stock 51 MPH @ 7,500 RPM 0-50 10.5 Sec Stage 1 56 MPH @ 8,400 RPM 0-50 7.2 Sec		
RY110SC-TL	Map tune (Licence only)	
RY13100-1	Power Filter Kit	
RY16100	Free Flow Exhaust Kit	
YX-CD-12/17	Solas Impeller	




EXR

EXR 2019 - 2021

Stage 1 Stock 51 MPH @ 7,500 RPM 0-50 10.0 Sec Stage 1 57 MPH @ 8,300 RPM 0-50 6.9 Sec		
RY110SC-TL	Map tune (Licence only)	
RY13100-1	Power Filter Kit	
RY16100	Free Flow Exhaust Kit	
YX-CD-12/17	Solas Impeller	

EX

EX 2017 - 2021

Stage 1 Stock 51 MPH @ 7,500 RPM 0-50 10.5 Sec Stage 1 56 MPH @ 8,400 RPM 0-50 7.2 Sec		
RY110SC-TL	Map tune (Licence only)	
RY13100-1	Power Filter Kit	
RY16100	Free Flow Exhaust Kit	
YJ-CD-12/17	Solas Impeller	

Performance Power Filter Kit

Our Power Filter feeds your supercharged engine a steady diet of cool air delivering greatly improved acceleration and rpm. Replaces restrictive stock air box with a high-volume, precision-formed intake duct that attaches to the supercharger via a large 4" adapter. Cool air enters the system via an oversized K&N filter element.

RY13100-1 - 2017 +



Free Flow Exhaust Kit

Replaces the restrictive sound suppression system located between the water box and hull exit on your watercraft improving engine performance by reducing back pressure and harmful detonation. Made from mandrel bent aluminium tubing, bead rolled on the ends to secure couplers, and powder coated to prevent corrosion. Includes high temp silicone replacement coupler and installation instructions.


RY16100 2017 +



Steering System

Introducing the ultimate race bred steering system. Design features billet aluminium construction for maximum strength & rigidity. Directly replaces bulky OEM system with a stronger & lighter unit. Delivers a precision feel and the confidence to push your craft to the limit with improved dependability and comfort. Requires Moto X Style handlebars RY204.

RY20100 - 2017 +



<p>Pro Series Ride Plate</p> <p>Our all new Pro Series Ride Plate delivers the perfect balance of increased top speed and improved handling in a variety of water conditions. Race bred design features deep centre skeg and channels for excellent traction in turns with improved straight line stability. Extended length and trim angle provide quicker planing and improved acceleration. Includes speedo sensor block-off for 2021+ models.</p> <p>RY21100 - 2017 +</p>	
<p>Pro Series Top Loading Scoop Grate</p> <p>Our Pro Series Top-Loader Intake Grate delivers the ultimate in speed, hook up & strength for the Jetblaster, EX, and EXR models. This grate was developed through our racing efforts and used by the RIVA Racing Team to win multiple championships over the past 18 months. Features a much larger opening to allow more water into the pump area for better performance with no top speed loss. All new design features oversized top-loader wing and optimized inlet ramp for closed course and offshore racing. Bulletproof stainless steel construction makes this grate virtually indestructible and eliminates the need for additional restrictive support bars</p> <p>RY22100 - 2017 +</p>	
<p>Pro Series Sponsons</p> <p>Our race proven Pro-Series Sponsons deliver dramatically improved handling & straight line stability with superior fin & backing plate design. Features a cutting edge stepped surface for unmatched control. Bulletproof mounting system utilizes aluminium inserts for maximum strength. Fully adjustable three position fin to control the amount of influence they have on the craft. Easy bolt-on installation uses original mounting points.</p> <p>RY26100 - 2017 +</p>	
<p>Solas Impeller</p> <p>The new Solas Concord YJ & YX impeller blows away the performance of your stock impeller! Large blade area and superior hub design deliver increased acceleration and top speed.</p> <p>YJ-CD-12/20 - 2017 + - EX Stock YJ-CD-12/17 - 2017 + - EX Stage 1 YX-CD-12/17 - 2019 + - EXR & Jetblaster</p>	
<p>TR-1 Intake Manifold Upgrade Kit</p> <p>Our Intake Manifold Upgrade Kit enables your TR-1 naturally aspirated engine to produce more horsepower by delivering increased air flow. Precision machined billet sleeve directly replaces restrictive mesh element in OEM plastic intake manifold. Provides improved low end punch and mid-range pull.</p> <p>RY12090-IMUK</p>	



SUPERJET

2021 +

Stage 1


Stock 55 MPH @ 7,400 RPM






Stage 1 Kit 60 MPH @ 8,400 RPM



RY110SC-TL	Map tune (Licence only)
RY13130	Power Filter Kit
RS13050PF-BLK	Pre-Filter
RY16130	Free Flow Exhaust Kit
YJ-CD-12/17	Solas Impeller



<p>Performance Power Filter Kit</p> <p>Our SuperJet Power Filter Kit feeds your engine a steady diet of unrestricted air delivering improved acceleration and RPM. Replaces bulky stock air box with a high-volume flame arrestor that attaches directly to the throttle body. Includes integrated Engine Breather/Catch Can that eliminates power-robbing crankcase vapour from your engine's air intake. This kit dramatically cleans up your engine compartment by removing the large original plastic air box and relocating electrical components onto a compact, precision-fabricated aluminium bracket.</p> <p>RY13130 - 2021+</p>	
<p>Pre Filter for Power Filter Kit (RY13130)</p> <p>Water-repellent cover (pre-filter) for screen-type flame arrestors protect your motor from unwanted water intrusion and debris without restricting airflow. Sold individually.</p> <p>RS13050PF-BLK - 2021+</p>	
<p>Free Flow Exhaust Kit</p> <p>Replaces the restrictive sound suppression system located between the waterbox and hull exit of your SuperJet. Improves engine performance by reducing back pressure and delivers an awesome exhaust tone. Constructed of heavy duty high-temp silicone material for maximum reliability. Cleans up your engine compartment with removal of original bulky plastic components. Deeper exhaust tone sounds awesome! Easy bolt-on installation takes minutes.</p> <p>RY16130 - 2021+</p>	
<p>Rear Sponsons</p> <p>Our race bred Rear Sponsons for the 2021 SuperJet deliver dramatically improved handling with superior traction when leaning over in a turn. Increases grip and stability by preventing the rear of the ski from breaking loose, enabling your SuperJet to turn like it's on rails with precision control and predictability. Machined from marine grade aluminium and anodized to prevent corrosion. Includes all necessary hardware and installation instructions.</p> <p>RY26130 - 2021+ Available in Black, Blue or Red</p>	
<p>TR-1 Intake Manifold Upgrade Kit</p> <p>Our Intake Manifold Upgrade Kit enables your TR-1 naturally aspirated engine to produce more horsepower by delivering increased air flow. Precision machined billet sleeve directly replaces restrictive mesh element in OEM plastic intake manifold. Provides improved low end punch and mid-range pull.</p> <p>RY12090-IMUK</p>	

<p>Top Loader Intake Grate</p> <p>Our SuperJet Top-Loader Intake Grate delivers the ultimate in speed, hook up & strength. Race bred design significantly reduces cavitation and provides superior handling along with unmatched durability in extreme conditions. Features oversized top-loader wing and optimized inlet ramp for improved speed in rough water conditions. Tough, black race coating protects from corrosion.</p> <p>RY22130 - 2021+</p>	
<p>Performance Ride Plate</p> <p>Our Performance Ride Plate for the 2021 Yamaha SuperJet delivers the perfect balance of top speed and improved handling in a variety of water conditions. Race bred design includes deep centre skeg and channels for excellent traction in turns with improved straight line stability. Features extended length and trim angle for quicker planing and improved acceleration. Easy bolt-on installation.</p> <p>RY21130 - 2021+</p>	
<p>Solas Impeller</p> <p>The new Solas Concord YJ-CD-12/17 blows away the performance of your stock impeller! Large blade area and superior hub design deliver increased acceleration and top speed.</p> <p>YJ-CD-14/17 2021+ Stock YJ-CD-12/17 2021+ Stage 1</p>	
<p>Pro-Lite Steering System</p> <p>This is the lightest steering system available for freeriding or racing. Constructed from billet aluminium it features a precision bearing system and only accepts 28.6mm, 1-1/8" fat bars that can be mounted directly over the pivot bolt or 5/8" back from the pivot point. Unique design permits steering adjustment without removing the bars. Steering system base plate can be secured from the top using four mounting bolts and nylock nuts or bolted from the bottom up via threaded holes in the plate</p> <p>RY20130 - 2021+ Available in Black, Blue or Red</p>	
<p>Pro-Bar Aluminium Bulge Bar</p> <p>RIVA Fat Bars feature a 28.6mm, 1-1/8" centre for more clamping area and are constructed from a proprietary aluminium alloy that offers maximum strength with reduced vibration. High-tech coating prevents corrosion and knurled ends improve grip adhesion.</p> <p>RY201BK-Fat 0-Degree RY202BK-Fat 4-Degree</p>	



RIVA ODi End Cap / Clamp Kit

Lock-On End Caps offer a clean one-piece bar end solution. Sturdy machined aluminium caps slide over the end of your bars and integrate with all ODI grips. Includes colour matched jaw clamps and laser etched RIVA logo. Available in three anodized colour options.

RY206-BK - Black

RY206-BL - Blue

RY206-RD - Red



RIVA Yamaha 1.8L Billet Engine Cover Knob Set

Precision machined billet aluminium knobs provide quick and easy access to your engine for maintenance & cleaning. Directly replaces original steel mounting screws securing engine cover that are prone to corrosion. A practical upgrade that installs in minutes and looks awesome! Fits all Yamaha 1.8L HO, SHO & SVHO engines.

RY19040-KS-BLU - Blue

RY19040-KS-RD - Red



RIVA Yamaha 1.8L Billet Engine Oil Filler Cap

Billet Aluminium Engine Oil Filler Cap adds durability and a custom look to your engine compartment. Precision machined from 6061 billet aluminium and anodized for a long lasting and durable finish. Direct replacement for original plastic oil cap on all Yamaha 1.8L HO, SHO & SVHO engines. Includes high quality O-ring seal.

RY19040-OC-BLU - Blue

RY19040-OC-RD - Red



RIVA Water Filter / Strainer

Universal Water Filter/Strainer Kit protects your intercooler from damage & reduced efficiency due to waterborne debris such as sand, seaweed, grass and pebbles that are sucked into the cooling system. Oversize "Super Strainer" mounts easily in line with cooling system and features clear filter cup for quick visual inspection. Kit includes large high quality marine strainer, stainless steel mounting bracket and a selection of adapter fittings to match Yamaha, Sea-Doo & Kawasaki applications.

RY1013-SDF-UK



RIVA Pro Series Flywheel Bolt Up-Grade

The RIVA Flywheel Bolt Upgrade Kit is a high strength bolt kit directly replaces OEM flywheel bolts that are prone to shearing off on modified Sea-Doo 1503, 1630 & Yamaha 1.8 litre engines. Superior materials and design improve durability under high stress conditions. An essential upgrade for reliable performance! Sold as a set of 6.

RY10840-FWB



Riva Yamaha Ride Throttle Housing Cover Plate

This attractive billet aluminum plate covers exposed cavity in throttle side of Yamaha RiDE control housing. Use when installing aftermarket steering systems that eliminate original handlebar cover.

RY24110-SC



Riva Yamaha 1.8L FX/GP/VX 2-Degree Pump Wedge

Promotes bow lift to increase top speed 1~2 mph. Features a unique double-sided lip to retain silicone sealant and prevent cavitation. Constructed of aircraft grade aluminum that is anodized to prevent corrosion.

RY23040-PW




Riva Offshore Hood Latch Kit

Universal heavy-duty latch is ideal for racing and offshore applications. Secures your hood under the most extreme conditions. Soft rubber material provides a smooth low-profile design. Includes two latches.

RY5-OLK



Sea-Doo Impellers	
Part No.-Pitch	Description
SXX-CD-13/18	300X All Models - Stock
SX4-CD- 13/15	300X All Models Stage 2 & 3
SX4-CD-11/16	RXT230, GTX230 - 2019+, GTR230, GTR230 - 2017+
SX4-CD-13/16	Wake Pro 230
SK-CD-12/17	Spark Stock & Stage 1
SK-CD-12/14	Spark - Stage 2 & 3
SRB-CD-11/19	GTX 155, GTXS 155 - 2010 - 2017
SR-CD-11/19A	GTi 130, GTS 130 - 2011 - 2016
SRZ-CD-15/21A	255hp, 260hp 2009 + All Models
SRZ-CD-14/19A	RXP 215hp 2009 + All Models
SRZ-CD-13/18A	RXT Wakepro, GTX 215hp 2009 + All Models
SRX-CD-15/21	RXP-X, RXT-X Stock & Limited upto 2008
SRX-CD-14/19	RXP stock upto 2008
SRX-CD-13/18	RXT, GTX LTD (215HP) Wake SC upto 2008
SR-CD-12/20	GTX 4 TEC Supercharge Stock
SR-CD-11/19	GTX 4 TEC - Up to 2008
SR-CD-10/18	GTI - 2006 - Up to 2008
SR-CD-10/18A	GTI 2009 +
ST-DF-13/19	ALL 951 Engines (Except GSX Ltd '97)
ST-CD-10/16	GTI, GTI LE, GTI RFI, GTS
SE-SC-13/16	GSX LIMITED - 1997 Model Only
SF-CD-15/23	GSX RFI, GTX RFI
SD-CD-15/23	ALL 782 Engines (Stock)
SD-SC-14/19	580, 650, 720



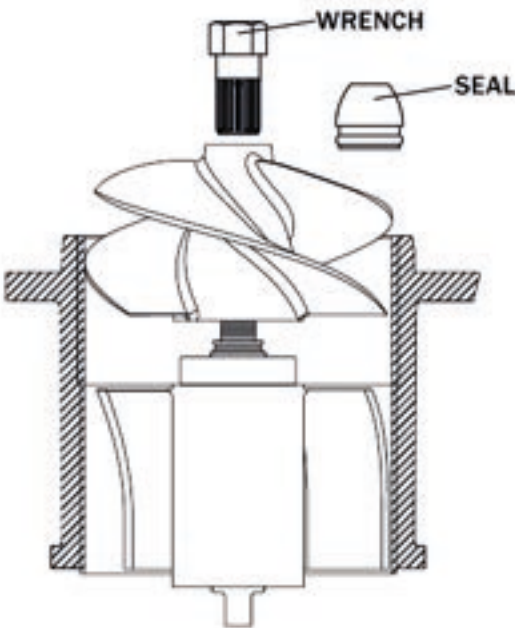
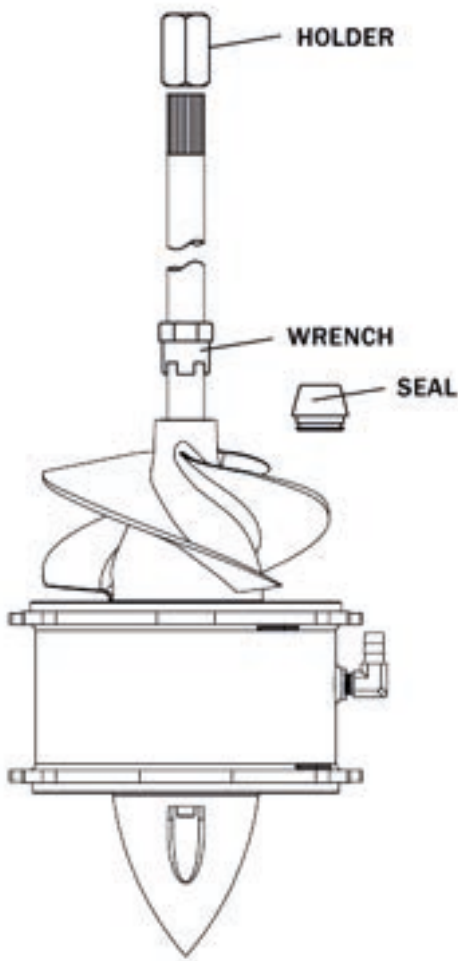

Yamaha Impellers	
YV-CD-13/20	SVHO, FX SVHO Cruiser FZR, FZS - 2014+ GP1800
YV-CD 13/18	SVHO, FX SVHO, FZR, FZS - 2014+ GP1800R - Stage 1
YS-CD-13/22	FX-SHO, FZR, FZS 2008 - 2013
YS-CD-13/19	FX HO, FX Cruiser HO, VXR, VXS NA Engines 2011+
YX-CD-12/17	EXR 2019+ - Jet Blaster
YJ-CD-12/17	EX - 2017+ - Stage 1 Superjet TR1 2021+
YJ-CD-12/20	EX - 2017+
YJ-CD-14/17	Stock Superjet TR1 '21+
YS-CD-11/15	VXR, VXS - 2015+
YH-CD-18/22	VX110, Sport, Deluxe, Cruiser - 2005 +
YG-DF-14/20	FX-HO, FX-HO Cruiser, GP1300R - 2005 +
YG-DF-9/13	VX-LTD, VX-C, VX-D - 2016+
YF-CD-12/18	FX-140, XLT1200, SUV, FX Cruiser
YF-CD-13/19	GP1300R UP TO 2004, GP1200R - 2002 +
YF-CD-11/14	GP800R, XLT800, XL800 - 2004
YD-CD-12/18	XL1200, WR1100, WV1100
YD-CD-13/19	GP1200, GP1200R UP TO '99
YD-CD-11/14	XL700, XL760, 760 Venture, WBII
YB-CD-13/17	Superjet, up to 2008 701, GP760, XL800 '99
YQ-CD-12/18	Superjet 2009 +
YA-SC-14/19	WJ650, WR500, WJ500



Kawasaki Impellers	
Part No.-Pitch	Description
KR-CD-15/22	310R-X Modified
KR-CD-14/21	300X, 310R & LX
KX-CD-16/21	250X, 260X
KG-DF-13/25	STX-R (STOCK)
KG-CD-13/19	1100STX-DI, 1100STX, 1100ZXI, STX-12F
KG-CD-14/21	STX-15F
KG-CD-12/18	900STX - 2003
KH-DF-16/20	ULTRA 150
KF-SC-16/23	900STX '97-02, 900STS, 900ZXI
KP-DF-13/22	800SXR (Stock)
KP-DF-14/23	800SXR (Modified)
KE-CD-11/16	750: All Models
KA-SC-14/19	650: All Models
KD-SC-14/19	550SX '90+
KB-SC-14/19	JS550 UP TO '89
KC-SC-14/19	JS300, JS440



Solas Impeller Removal Tools	
WR001	All Kawasaki, early Seadoo 2 stroke
WR001	Sea-Doo (NOT SR, SRX) + Spark
WR011	Sea-Doo SR Series
WR012	Sea-Doo SRX, SRZ, SXX Series + SX4
WR004	Yamaha YB Series
WR007	YF, YG Series
WR001	YH Series
WR014	YV & YS Series
Solas Yamaha Drive Shaft Holding Tools	
WR004H	YB Series
WR007H	YF, YD, YG Series
WR014H	YV & YS Series



Complete Jet Pump Housings

Sea-Doo Complete Jet Pump Housing	
003-700K	580 - 800cc 140mm ID Wear Ring - 1989-2002
003-710K	951cc 155.3 ID Wear Ring - 2002-2005
003-720K	All 4 Tec's 130,155hp 155.5mm Wear Ring - 2004 - 2008
003-721K	All 4 Tec's 215, 255hp 159mm Wear Ring - 2004 - 2008
003-722K	All 4 Tec's 130,155hp 155.5 Wear Ring - 2009 - 2012
003-723K	All 4 Tec's 215, 255, 260hp 159 Wear Ring - 2009 -2014
003-724K	All 4 Tec's 230 & 300hp - 161 Wear Ring - 2016 +



Includes Housing, Wear Ring, Bearings, Oil Seals, O Rings, Pumpshaft & Pump Cone.

Solas Sea-Doo 12 Vane Race Pump	
SX-PM-161/83	RXPX, RXTX 300 - 2016+ (Includes: exit nozzle with 3 tuning rings, stainless steel wear ring).
SK-SV-140/75	Spark Stator Vane - All models



Sea-Doo & Yamaha Jet Pump Wear Rings and Housings

Sea-Doo OEM Style Wear Rings		
003-498	300X	OEM Part# 267000917
003-501	Spark	OEM Part# 267000925
003-499	215, 255, 260	OEM Part# 267000372
003-502	155, 185 – 155.5mm	OEM Part# 267000419
003-503	951, 4-Tec 2002 & 2003 – 155.5mm	OEM Part# 271000653
003-500	580, 650, 720, 800 – 140mm	OEM Part# 267000290



RIVA Sea-Doo Super Pump Seals		
RS23130	All Spark	OEM Part# 293200087
RS23141	All 4 Tec 3 Bolt Pump	OEM Part# 293200122
RS23140	All 4 Tec 4 Bolt Pump	OEM Part# 293200134



Sea-Doo Stainless Steel Wear Rings	
SX-HS-161	230, 300
SK-HS-140	Spark
SRX-HS-159-002	215, 255, 260
SR-HS-156-01	155, 185



Yamaha Pump Housing With Removable Composite Liner	
003-505	GP, WV1100 - 155mm
003-506	GP800, 760 - 144mm
003-505-01	760WB - 155mm
003-507	701 Superjet - 144mm
003-508	GPR, XLT, FX-SHO - 155mm
003-509	SVHO, GP1800R - 160mm




Yamaha Pump Housing Composite Liner For Above	
003-521	FITS 003-506 & 003-507
003-520	FITS 003-505
003-522B	Fits 003-508 With Black Liner
003-522W	Fits 003-508 With White Liner
003-523	Fits 003-509





Hydroturf mat kits are available for all makes & years of PWC, if you need a set which isn't listed below, call us to order.

Sea-Doo Spark Hydro-Turf Mat Kits	
HT81	Spark 2 UP - All Years
HT811	Spark 3 UP - All Years
HT812	Spark Trixx 2 UP - All Years
HT813	Spark Trixx 3 UP - All Years



ODi Lock On Grips	
Part No	Description
BS50	ODi Ruffian: black
BS52	ODi Rogue: black



ODi Rogue
Thicker grip, softer composition



ODi Ruffian
Good universal grip



Pole Springs, Alloy Outlets & Throttle Lever

<p>Pole Spring Heavy duty handlepole spring for the 96+ Super Jet and 94-95 Yamaha FX1. Drop in fit and well high tension design for those riders desiring a feather light handlepole. No more broken springs or 2 hour installations! RY10130 - Superjet TR1 2021 03-04-003 - Kawasaki 750SX, 800SXR Pole Spring 03-04-012 - Superjet 1996 - 2020</p>	
<p>Billet Bilge Outlets Blowson machined aluminum bilge fittings are a clean replacement of the bulky plastic fittings usually supplied with aftermarket bilge pump kits. These fittings have a hose flange machined on them so no hose clamp is necessary. Available in anodized silver or black. Part No: 04.03.028</p>	
<p>Water By-Pass Fitting Blowson water bypass fittings increase engine performance by diverting some of the water from the cylinder head to the bypass fitting, rather than forcing all of the water through the exhaust system. The machined bypass fitting are angled at 90 degrees. Available in anodized silver or black. Part No: 04.03.005</p>	
<p>Alluminum Nose Bushes Billet aluminum bow eye bushings. Available in anodized silver or black. Part No: 04-03-047</p>	
<p>RIVA Throttle Lever Introducing the ultimate billet throttle lever. Ergonomically designed for premium fit and feel whether you are on the waves or turning buoys. Lever angle is fully adjustable to reduce hand and arm fatigue. Delrin bushings eliminate play common in OEM throttles and provide smooth actuation. All stainless hardware at hinge point eliminates corrosion and play. No 'C™ clips used. Available in anodized Clear or Black. Throttle cable adapter sold separately. RY24011BK</p>	
<p>Throttle Cable Adapters Required when fitting Billet Throttle Lever. 03-05-242 - Yamaha throttle cable adapter 03-05-241 - 96+ Kawasaki throttle cable adapter 03-05-243 - Sea-Doo throttle cable adapter</p>	

Bilge Pump Components & Flush Kits

Bilge System Components	
Part No	Description
HP001	500 GPH Pump
HP007	Panel Mounted On/Off Switch
HP011	Bilge Hose (2')
HP012	Electrical Fitting Kit
04.03.028	Alloy Bilge Outlet - Black or Silver
RY8100	Universal Duck Bill Quick Drain Kit
RY8100A	Duck Bill Replacement Valve
011-158	Universal Drain Plug



RIVA Accessories	
RS0473	Seadoo Flush Adapter - 1997+
RY8500	Universal Flush Kit
A8582	Yamaha Flush Kit End
RS8500	Sea-Doo Flush Kit - up to 1996



Lanyards & D.E.S.S Posts

Lanyards		
012-575	Claw Style aftermarket lanyard compatible with all Spark models	Replaces OEM Part# 278002843, 278003410
012-576	Claw Style aftermarket lanyard compatible with all 2015 + SEADOO models except Spark.	Replaces OEM Part# 278003092, 278003400
RYWL	Universal Floating Lanyard - compatible with early Kawasaki, Yamaha & SEADOO	(Not for Sea-Doo DESS)
012-580	Sea-Doo DESS compatible Floating Lanyard	

Sea-Doo D.E.S.S Post		
004-119	4 Wire	Replaces OEM Part# 278002055, 278002350
004-119-01	3 Wire	Replaces OEM Part# 278001734, 278002325, 278002773



Batteries & Spark Plugs

Batteries

EW1312	AGM Sealed gel battery
EW1313	Kawasaki - 1998+ Seadoo 4 Stroke Battery - 2016+
EW1313	Seadoo Spark
EW1313.1	Sea-Doo 4 Stroke Battery up to 2015



Totally Sealed Gel Battery. 12Volt 20AH. Valve Regulated.
High Density Active Plate Material.
Dimensions: W 175mm. D 70mm. H 165mm
EW1312 - £59.95



Lead Acid Battery. Specifically designed for the
use of all Sea-Doo 4 Stroke Watercraft
upto 2015.
EW1313.1 - £99.95

NGK Spark Plugs

BR8ES	General Purpose 2 Stroke
BR7ES	General Purpose 2 Stroke
BR7HS	General Purpose 2 Stroke
BR8HS	General Purpose 2 Stroke
BR9ES	General Purpose 2 Stroke
DCPR8E	Sea-Doo 4-Stroke
ZFR4F-11	Sea-Doo 951 DI
CR8EB	Sea-Doo Spark
KR9E-G	Seadoo 300X *
B08ZS	Seadoo 300X - Brisk Multi Spark
BR8ES-11	Yamaha GPR
LFR6A-11	Yamaha SHO, FZR, FZS, VXR, VXS
CR9EB	Yamaha 4-Stroke
LFR7A	Yamaha SVHO - 2014+ *
LFR6A	Yamaha HO 1800 NA
CR9EK	Kawasaki 4-Stroke
PZFR7G-G	Kawasaki Di
PMR9B	Kawasaki 250, 260
CR9EKB	Kawasaki SXR1500

* No Dealer Discount



Battery for use with all Kawasaki models - 1998+ &
Seadoo 4 Stroke models - 2016+.
EW1313 - £89.95



Piston Kits & Engine Valves

Yamaha Piston Kit - Includes One Piston, Rings, Pin, Clips

010-870K	FX140	STD - .50
010-871K	FX140 HO	STD - .25
010-872K	VX110	STD - .50
010-873PK	FX1800	STD - 1.00
010-874PK	FX1800 HO	STD - 1.00
010-875PK	1800 SVHO SC	STD - 1.00

Sea-Doo Piston Kit - Includes One Piston, Rings, Pin, Clips

010-862K	4 TEC	STD - 1.00
010-865PK	300X	STD - 1.00



Sea-Doo Intake Valves		
010-005	All 4-TEC	OEM # 711254290
010-017	All Spark, GT, GTS 900	OEM # 420855131

Yamaha Intake Valves		
010-014	All 1050 Engines	OEM # 8GL-12111-10-00
010-016	All 1800 Engines	OEM # 6S5-12111-00-00
010-020	All 1000/1100 Engines	OEM # 4XV-12111-00-00
010-015	All 1000/1100 Engines	OEM # 4XV-12112-00-00

Sea-Doo Exhaust Valves		
010-010	All 4-TEC	OEM # 711254027
010-018	All Spark, GT, GTS 900	OEM # 420855145

Yamaha Exhaust Valves		
010-023	All 1050 Engines	OEM # 8GL-12121-10-00
010-024	All 1800 Engines	OEM # 6S5-12121-00-00
010-025	All 1000/1100 Engines	OEM # 5LV-12121-00-00



Timing Chains, Bearing Kits, Chain Tensioners & Head Stud Kits

Sea-Doo Timing Chains

010-060	All 4-TEC	OEM # 420898044
010-061	All Spark, GT, GTS 900	OEM # 420297086

Yamaha Timing Chains

010-063	FXHO - 2009 -2015, SHO - 2008 - 2015 SVHO - 2014 -2015	OEM # 94591-66152-00
---------	--	----------------------

Sea-Doo Timing Chain Tensioner Guides

010-070	1503/1630 - 2002 - 2022	OEM # 420236541
010-071	1503/1630 - 2002 - 2022	OEM # 420236501

Yamaha Timing Chain Tensioner Guides

010-074	1000/1100 - 2002+	OEM # 4XV-12252-00-00
010-075	1000/1100 - 2002+	OEM # 6S5-12121-00-00

Riva Sea-Doo Cylinder Head Stud Kits

RS10050-HSK	All 4-Tec Engines - 2005+
-------------	---------------------------

Riva Yamaha Cylinder Head Stud Kits

RY10040-HSK	All 1.8 Ltr Engines - 2008+
-------------	-----------------------------

Precision machined and heat treated to exacting tolerances, these studs dramatically increase reliability & ease of maintenance.



Sea-Doo Crankshaft Bearing Kits

010-189K	ALL 4-TEC - Kit includes: All main, con rod & balance crank bearings & thrust rings
010-190K	ALL 4-TEC - Kit includes: All main bearings
010-192K	ALL 4-TEC - Kit includes: All con rod bearings
010-193K	ALL 4 TEC - Kit includes: All balance shaft bearings
010-194	ALL 4 TEC - Balance shaft thrust ring halves



Sea-Doo Hardware Stretch Bolt Kits

014-900K	Kit includes: 6 x Rocker Arm Bolt, 6 x Con Rod Bolt, 8 x Crank Case Bolt, 8 x Head Bolt
014-900	Rocker Arm Bolt (6 Pack)
014-902	Con Rod Bolt (6 Pack)
014-905	Crank Case Bolt (8 pack)
014-910	Head Bolt (8 Pack)



Gasket Sets & Oil Seals

Kawasaki Top End Gasket Kits

007-653	440
007-654	JS 550 - 1986-90
007-655	550SX - 1991+
007-657	650
007-631-01	750
007-627-01	800
007-640-01	900
007-641-01	1100
007-645-01	Ultra150, STX-R
007-646-01	250X, 260X
007-646-03	300X
007-645-06	12F, 15F

Yamaha Top End Gasket Kits

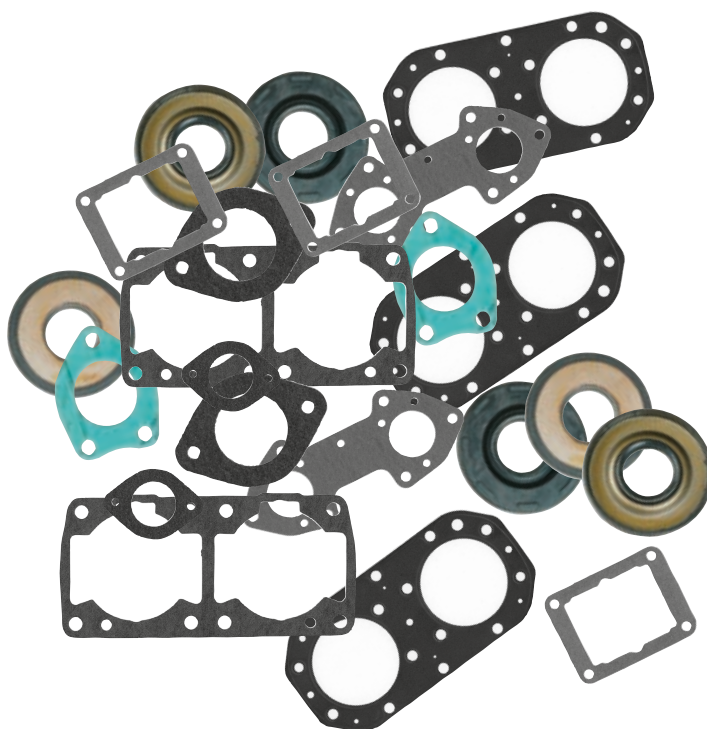
007-607	650
007-608	701 - up to 1995
007-609	701 - 1996+
007-605-01	760
007-613-01	800
007-610-01	1100
007-611-01	1200
007-614-03	GP1200R, XL1200LTD, PV
007-615-01	GP1300R - 2003 - 2004
007-615-03	GP1300R - 2005 - 2008
007-670-01	FX140
007-671-01	FXH0
007-672-01	VX110
007-673-01	FXSHO - 2008-10
007-674-01	FXSHO, FZR, FZS - 2011- 2013
007-675-01	VXR, VXS, GP1800
007-676-01	SHO, FZ - 2014
007-677-01	GP1800R, SVHO
007-678	EX, VX 1050 - 2016 +
007-678	Superjet TR1 - 2021 - Jetblaster

Sea-Doo Top End Gasket Kits

007-623-01	720
007-624	785, 800 with seals
007-624-05	951carb
007-625-01	951 Di
007-626	4-Tec Complete Kit W-Seals
007-622-01	Spark
007-399	951 Head Gasket
007-399-05	4-Tec Head Gasket

Crank Case Seals

009-900	Kawasaki 440, 550
009-901	Kawasaki 650, 750
009-902	Kawasaki 900, 1100
009-902-027	Kawasaki Ultra150, STX-R
009-911	Yamaha 650, 701, 760, 1100, 1200
009-912	Yamaha GP800 - 1998 +
009-913	Yamaha GP1200R, XL1200LTD - 1999 +
009-905	Sea-Doo 650, 720
009-907	Sea-Doo 785, 800
009-908	Sea-Doo 951 - 1998 +
009-908-01	Spark



Heavy Duty Engine Mounts

Sea-Doo Engine Mounts

580, 650, 720 - All Years 011-107	
800, 951 Front 011-134	
800, 951 Rear 011-109	
All 4- Tec Rear 011-130	
All 4 -Tec Front 011-131	
3 Seater S3 Hull 011-136	
Spark Coming Soon	

Yamaha Engine Mounts

650, 701 Superjet 011-115	
XL Ltd, XLT 1200 011-125	
GP800R, GP1200R, GP1300, GP1300R, FX, VX110, FX Cruiser, GP1800, VXR, VXS GPR1200R, Superjet TR1 011-126	
Waveblaster II, FX1 011-116	
GP800, GP1200, XL1200 XLT800, GP760, 1200 SUV Waveblaster 1 & 800 011-117	

Kawasaki Engine Mounts

JS440, JS550 011-104	
650, 750 (except ZXi) 900 & 1100STX 011-105	
750, 900, 1100ZXi Ultra 150, STXR Rear 310X, R. SXR1500 011-103	
Ultra 150, STXR Front 011-102	

Heavy Duty Engine Mounts

**Stronger than
Original Manufacturer**

**Up to 50% Cheaper than
Original Manufacturer**

Line One Distributors Ltd. t:01285 655123 e:info@lineonedist.co.uk

Driveshafts & Coupler Shafts

Yamaha Driveshafts		
003-170	Superjet - up to 2007	OEM # 6R7-45511-01-00
003-170-01	Superjet - 2008 +	OEM # 6BA4511-00-00
003-181	XL, XLT, FX140	OEM # 68YG5511-00-00
003-178	GPR	OEM # 66V45511-01-00
003-182	FXHO, VXR, VXS, GP1800R-HO	OEM # 6S5G5511-00-00
003-182-01	FZR, FZS - 2009 - 2016	OEM # 6AN45511-00-00
003-184	FXSVHO, GP1800, GP1800R	OEM # 6ETG5511-00-00
003-185	EX 1050	OEM # 6GAG5511-00-00

Yamaha Coupler Shafts		
003-250	Superjet - 1996 - 2020	OEM # 6R&51323-02-00
003-253	GP1200R, GP800R, XL800	OEM # 66V51323-01-00
003-255	XLT, 1300GPR	OEM # 68N51323-00-00
003-260	FXHO, SHO, SVHO, FZR, FZS, GP1800, GP1800R	OEM # 6S5R1323-00-00
003-259	FX140 - 2002 - 2008, VX1050	OEM # 60ER1323-00-00
003-261	EX1050, Superjet - 2021+	OEM # 6GAG5514-00-00

Sea-Doo Output Sleeve		
010-467	Spark 2017 +	OEM # 420947573



Sea-Doo Driveshafts		
003-156	All GTX 4 Tec - 2002 - 2004	OEM # 272000186
003-158	RXP, RXP-X - 2004 - 2011	OEM # 271001601
003-158-01	GTX Ltd, RXT, RXPX 300	OEM # 271001719
003-159-01	Spark	OEM # 271002072

Sea-Doo Drivesaft Kit	
003-158-01-KIT	Changes O ring style SEADOO drive shaft to a clip style driveshaft



Driveshaft Rebuild Kits & Complete Intermediate Bearing Housings

Kawasaki Intermediate Bearing Housing Complete

003-405-01	650, 750, 800, 900 4-Strokes
------------	------------------------------

Yamaha Intermediate Bearing Housing Complete

003-402-01	Early 650
003-400-01	701, 760, 1100, 1200,XLT, GPR
003-406-01	HO, SHO, SVHO, GP1800
003-406-01	VXR, VXS, FZR, FZS, GP1800R

Sea-Doo Driveshaft Re-build Kits

003-118-kit	XP96, GS, GTi, GTX, SP, SPX
003-118-01-kit	GTX 4-TEC - 2005, RXT - 2005 +, GTi06
003-118-02-kit	GTX 4-TEC - 2006+, RXP - 2004 +
003-118-04-kit	RXPX 300 - 2016 +
003-118-05-kit	RXT-X - 2020 +
003-105-04-kit	Spark 2015 + (bellow & clamps only)

Sea-Doo Intermediate Bearing Housing Complete

003-115-01	580, 650, 720
003-116-01	ALL XP '97 - 04

Sea-Doo Pump Shafts

003-106	580, 650, 720, 800	OEM # 271000595
003-108	951 - 1998	OEM # 271000886
003-111	951 - 1999 +	OEM # 271000965
003-113	All 4-Tec - 2002 & 2003	OEM # 271001263
003-113-01	All 4-Tec - 2004 - 2008	OEM # 267000054
003-113-02	All 4-Tec - 2009 +	OEM # 267000388
003-113-03	Spark	OEM # 267000581

Sea-Doo Complete Bearing & Bellow Kit

003-408-01	All 4-Tec	OEM # 420832648
------------	-----------	-----------------



Jet Pump Re-build Kits

Kawasaki Jet Pump Re-build Kits	
003-609	STX 900, 1100, STX-R12,15 - 2004
003-606	Ultra 150 ALL
003-607	650, 750, 800
003-608	ZXI 750, 900
003-614	STX-R 12F, 15F - 2005 +, 310R
003-614-01	260X, 300X, 310X
003-601	JS550



Yamaha Jet Pump Re-build Kits	
003-626	VX110
003-627	GPR, XLT, SUV, FX
003-627-01	1050 EX Models - 2017+
003-629	GP, XL
003-630	Superjet, VXR, FX1, WB1
003-631	WR1100, WB 760, XL760
003-628	FZR, FZS, VXR, VXS, FX1800, GP1800R



Sea-Doo Jet Pump Re-build Kits	
003-640	580, 650
003-641	720, 800, 951 UP TO '98
003-643	951 -1999 +
003-644	GTX 4-TEC - 2002 - 2003
003-645	ALL 4-TEC - 2004 to 2018
003-645-02	ALL 4-TEC - 2019+ & Spark 2019+
003-646	Spark - 2016-2018



Drive Couplers & Rubber Dampers

Yamaha Drive Couplers		
003-219	24mm 3 Finger D/Shaft	OEM Part # 6R745813-CA
003-220	27mm 3 Finger Crank	OEM Part #6M645813328P
003-221	27mm 5 Finger	OEM Part # 63M45813019M
003-222	24mm 5 Finger	OEM Part # 64T45813018P
003-223	27mm 5 Finger	OEM Part # 66E458131094
003-224	24mm 5 Finger	OEM Part # 68N455930094
003-226	1050 Engines 2017+	OEM Part # 6GA-G5593-00-00
003-227	1.8 Models Drive side	OEM Part # 6S5455930094
003-228	1.8 Models Crank side	OEM Part # 6S5458130194

Sold Individually

Yamaha Coupler Rubbers	
003-204	Use with 003-223-224
003-206	Use with 003-219-220
003-207	Use with 003-221-222
003-207-01	Use with 003-227-228
003-207-03	Use with 003-226

Kawaski Drive Couplers		
003-225	STX, SXR 1500, Ultra	OEM Part # 42034-3711

Sold Individually

Kawasaki Coupler Rubbers		
003-209	Use with 003-225	OEM Part # 92161-3711
003-201	All early Kawasaki	OEM Part # 92075-520



Air Filters & Primer Kits

Yamaha Washable Air Filters	
006-590	SHO, FZR, FZS H0, FX-SVH0, GP1800R
006-592	VX1100 Cruiser, Sport, Deluxe
006-594	FX140, FX Cruiser
006-595	EX - 2017 & - 2018
006-595	Jetblaster, VX - 2016+



Universal Fuel Valves	
006-600	Universal 90 Degree Fuel Valve
006-602	Universal Straight Fuel Valve











Universal Primer Kits	
006-500	Mikuni Single Primer Kit
006-501	Mikuni Dual Primer Kit
006-504	Mikuni Triple Primer Kit
006-502	Keihin Single Primer Kit
006-503	Keihin Dual Primer Kit
006-505	Keihin Triple Primer Kit



Yamaha Catalytic Removal Plate	
011-600	GP1200R, 1300R, XLT1200 XL 1200 LTD
011-605	Cat Temp Sensor Chip



Carburettor Re-Build Kits

Carburettor Re-Build Kits	
Mikuni i Series 44mm Fits: Yamaha GP800, GP800R, XL800, XLT800, GP1200R, XL1200LTD, XLT1200. MK-BN-RY12RB	
Mikuni i Series 46mm Fits: Sea-Doo 951 '98 + (XP Ltd, GTX Ltd, GSX Ltd) MK-BN-46i	
Mikuni Super BN38, 44, 46mm Fits: Yamaha SJ650, SJ701, WB701, 650T, 650TX, 700TX, PROVXR, 650TL, 700TL, WR111, FX1, WR701, WR760, WR1100, WV701, WV760, WV1100, GP760, GP1200, XL760, XL1200. Kawasaki 750'98 to 2002, 800SXR, Sea-Doo 720, 800 MK-BN-38/44-SPR	
Mikuni BN38, 44 Fits: Kawasaki JS300, 440, 550 up to 1990 Sea-Doo 580, 650 006-337	
Keihin 38, 40mm 42mm CDK II Fits: Kawasaki JS550SX (silver engine), 650 (silver engine), 750 '93 to '97, 900ZXi, 900STX, 1100ZXi. 006-345	
Keihin 28mm Fits: Kawasaki 650 with black engine. 006-335	
Ultra 150 Carb Re-Build Kit 006-347	
Kawasaki Fuel Pump Rebuild Kit 006-405	

Solenoids, Ignition Coils & Sea-Doo Throttle Body & Oil Radiator Outlets

Yamaha Solenoids		
004-124	All Yamaha '87 - 2001	OEM Part # 6G181941-10
004-125	All Yamaha - 2002 +	OEM Part # 68N81940-00
004-126	FX, VX, HO, SHO, SVHO, FZR, FZS, VXR, VXS	OEM Part # 6B681940-00

Sea-Doo Solenoids		
004-120-02	All Sea-Doo	OEM Part # 278 002-347 / 278 003 012

Sea-Doo Ignition Coils		
004-174	Sea-Doo	OEM Part # 290 664 020
004-176	SeaDoo 720 - 800 - 951	OEM # 278 000 383
004-177	Spark - 2016+ All 230, 300 - 2016 +	OEM Part # 420 666 141 / 420 666 142

Sea-Doo Electronic Throttle Body		
006-105	All 2009 +	OEM Part # 420 892 590 / 591 / 592

We keep the following electrical components in stock, if you require a solenoid, ignition coil, cdi, relay, coil, voltage regulator which is not listed we will add it to our weekly stock order.



Sea-Doo 4-Tec Oil Radiator Outlets		
010-702	Straight Outlets - 2002 - 2022 +	OEM Part # 420888887
010-7025-01	Angled Outlets - 2002 - 2006	OEM Part # 420888852



Protorque Starter Motors

Protorque Kawasaki Starters	
PH100-KW01	650, 750, 800, 900, 1100
PH100-KW02	440, 550
PH100-KW03	Ultra 150, STX-R
PH100-KW04	12F, 15F Ultra 250, 260, 300

Protorque Yamaha Starters	
PH100-YA01	650, 701
PH100-YA02	800, 1100, 1200, 1300GPR
PH100-YA03	FX140
PH100-YA06	All VX
PH100-YA07	1800 - 2008 +

Protorque Sea-Doo Starters	
PH100-SD02	580, 650, 720
PH100-SD03	800 Eight Tooth Model
PH100-SD04	800 Nine Tooth Model
PH100-SD05	951
PH100-SD06	4 TEC
PH100-SD07	Spark - 900

Protorque Starter Bendix	
PH105-D001	Fits all Yamaha models Kawasaki 650, 750, 800, 900, 1100 Sea-Doo 951



**Protorque starters produce
25% more torque than the
OEM equivalent**



Steering, Throttle & Trim Cables

Yamaha Steering Cables		
002-059-03	Superjet - 1996 - 2007	OEM Part # GM66148100
002-059-06	Superjet - 2008 - 2020	OEM Part # F2F6148100
002-051-11	FX - 2005 - 2010	OEM Part # F1S6148100
002-051-09	VX - 2005 - 2009	OEM Part # F1K6148100
002-051-06	GP1300R	OEM Part # F1G6148101
002-051-02	GP1200R	OEM Part # F0XU1481400
002-051-14	FX - 2011 - FX-C - FXSVHO - GP1800	OEM Part # F1S6148110
002-051-13	FZR - 2011 - 2016 - FZS	OEM Part # F2C6148110
002-051-07	FX - 2002 - 2004	OEM Part # F1B6148101
002-051-08	VX, VXR - 2011 - 2020	OEM Part # F2N6148100
002-052-22	EXR - 2020 - 2021	OEM Part # F4L6148101
002-051-12	FZR, FZS - 2009 - 2010	OEM Part # F2C6148100

Sea-Doo Steering Cables		
002-046-04	GTX, GTX LTD - 1999 - 2003 RXP, RXPX - 2004 - 2011	OEM Part # 277000843 277001322 / 474 / 532 / 580
002-046-08	GTX 4 TEC, RXT-X 300 - Wake Pro	OEM Part # 277001602 / 699
002-046-05	RXT, RXP-X - 2012, RXP-X300 - 2016 - 2020	OEM Part # 277001326 438 / 555 / 578
002-046-06	RXP - 2005	OEM Part # 277001327
002-046-01	ALL XP - 1998 - 2004	OEM Part # 277001008 / 324
002-046-09	Spark - 2014 - 2016	OEM Part # 277001790

Yamaha Trim Cables		
002-052-02	GPR, SUV, XLT - single	OEM Part # FOD153D00
002-052-04	FX - 2004 - 2007 - single	OEM Part # F1BU153D00
002-052-12	FXHO, FXSVHO - 2012 - 2014 - Pair	OEM Part # F2S6153E00
002-052-06	FXSHO, FXHO - 2008 - 2011 - Pair	OEM Part # F1W6153E00 / 01
002-052-05	FZR, FZS 2009 - 2016 - Pair	OEM Part # F2C6153E00

Yamaha Throttle Cables		
002-055-06	Superjet '96 - 2012	OEM Part # GM66725200

Cables: Steering - Throttle - Tilt

We keep a good selection of cables in stock, if however you require one which is not listed below, please contact us and we will get it in for you.




Motul Oil Products and Fuel & Oil Filters

Fuel & Oil Filters	
Part No	Description
006-563	Kawasaki & Yamaha (Not SHO, FZR, FZS) Oil Filter
006-564	Yamaha Oil Filter for SHO, FZS, FZR, SVHO, GP1800R
006-559	Sea-Doo Spark Oil Filter
006-560	Sea-Doo 4 Stroke Oil Filter
006-561	Sea-Doo 300 Oil Filter
006-546	Sea-Doo 2 Stroke Oil Filter
006-540	Yamaha Fuel Filter - All Non Powervalue
006-541	Yamaha Fuel Filter - All GPR & XLT Powervalue



Yamaha & Kawasaki Oil Filter



Sea-Doo 4 Stroke Oil Filter



Yamaha Fuel Filter
Fits all Non Powervalue
Yamaha Engines



Yamaha Fuel Filter
All GPR & XLT Powervalue Engines



Sea-Doo 2 Stroke Oil Filter

Motul Marine Products	
Part No	Description
M02	Powerjet 2-Stroke Oil. Mineral Based lubricant for 2-Stroke engines. Excellent level of cleanliness guaranteed by the NMMA TC-W3 Standard. (4 Litre Bottle)
M03	Powerjet 4-Stroke Oil. Technosynthese 10W40 lubricant specially developed for the latest generation of High Performance 4-Stroke PWC, with or without a turbo or supercharger. (4 Litre Bottle)
M04	E.Z.LUBE Multi-Protect 400 ML. Multi-use spray lubricant especially formulated for Marine use. Helps to un-seize corroded parts and lubricates cables and steering systems. Protects all metallic parts against corrosion by leaving a protective film. Can also be used as a fogging oil





MaptunerX YAMAHA BUNDLES

Features:

- Instant Plug-in Horsepower
- Full Color Touch Screen Display
- Large Selection of Tunes
- Diagnostic & Service Features
- Quick & Easy to use

Includes:

- MaptunerX
- 1 Tuning License
- Yamaha Programming Cable
- USB Computer Cable
- Diagnostic Cable

Yamaha 1.8L 2018+ Bundle
PART# RY110SC-B-1

Yamaha 1.8L 2009-17 Bundle
PART# RY110SC-B

Yamaha TR-1 Bundle
PART# RY110NA-B-TR1



MaptunerX SEA-DOO BUNDLES

Features:

- Instant Plug-in Horsepower
- Full Color Touch Screen Display
- Large Selection of Tunes
- Diagnostic & Service features
- Quick & Easy to use

Includes:

- MaptunerX
- 1 Tuning License
- Sea-Doo Programming Cable
- USB Computer Cable

Sea-Doo Bundle ALL Except Spark
PART# RS110SC-B-1

Spark Bundle
PART# RS110NA-B



MaptunerX KAWASAKI BUNDLES

Features:

- Instant Plug-in Horsepower
- Full Color Touch Screen Display
- Large Selection of Tunes
- Quick & Easy to use

Includes:


- MaptunerX
- 1 Tuning License
- Kawasaki Programming Cable
- USB Computer Cable

Ultra 310/300 Bundle
PART# RK110SC-B

SX-R (1.5L) Bundle
PART# RK110NA-B-SXR

TUNING PARTS

YAMAHA
TUNING
LICENSE



Features:

- One license required per vehicle
- Large selection of tunes

Yamaha License
PART# RY110SC-TL

YAMAHA
CABLES



Connects MaptunerX Flash Tuner to vehicle for programming

Yamaha 1.8L 2018+ & TR-1
Programming Cable
PART# 01-MT023

Yamaha 1.8L 2009-17 Programming
Cable
PART# 01-MT017

Diagnostic Cable
PART# 01-MT020

HDMI Expansion Cable
PART# 01-MT019

SEA-DOO
TUNING
LICENSE



Features:

- One license required per vehicle
- Large selection of tunes

Sea-Doo License ALL Except Spark
PART# RS110SC-TL

Spark License
PART# RS110NA-TL

BRP
CABLES



Connects MaptunerX Flash Tuner to vehicle for programming

BRP Programming Cable All Sea-Doo
Models
PART# 01-MT013/3

HDMI Expansion Cable
PART# 01-MT019

KAWASAKI
TUNING
LICENSE



Features:

- One license required per vehicle
- Large selection of tunes

Kawasaki License
PART# RK110SC-TL

KAWASAKI
CABLES



Connects MaptunerX Flash Tuner to vehicle for programming

Ultra 310/300 Programming Cable
PART# 01-MT018

SX-R (1.5L) Programming Cable
PART# 01-MT026

Call us on 01285 655123 for pricing on Bundle Kits & Map Tunes